

2019 4Runner



Let's
Go
Places

The best stories begin where the road ends.

Get ready to quench your thirst for adventure. With the 2019 Toyota 4Runner, you're one step closer to seeking out new territories, taking on the world's toughest trails and living the life that inspires the world's greatest campfire stories. And have no fear because with 4Runner's off-road⁴⁰ prowess, powerful V6 engine, advanced terrain-conquering technologies and 5000-lb. towing³⁸ capacity — you have one of the most-capable SUVs on the planet. The available Entune™ Premium Audio with Integrated Navigation¹³ and Entune® App Suite¹⁴ brings tech to every outing; while the spacious, well-appointed interior ensures that you and your crew will arrive at the campsite in style. So no matter where your adventures may take you, 4Runner helps you keep it wild.



Limited shown in Nautical Blue Metallic with available automatic running boards.^{2,40}

See numbered footnotes in Disclosures section.

treadlightly!
OFFICIAL PARTNER



—
“We live for trips like this.
It’s always nice to get out of the city
and get back to nature.”
—



The last of its kind. True to heritage body-on-frame construction.

4Runner incorporates rugged body-on-frame construction and is equipped with skid plates to help protect the engine, front suspension and fuel tank (and the transfer case on 4x4 models). Featuring independent double-wishbone front/4-link and coil-spring rear suspension, 4Runner's chassis is a time-tested combination that's tough enough for the trail yet smooth enough for the city.



APPROACH WITH CONFIDENCE

4Runner encourages you to take on the toughest trails.⁴⁰ Up to 9.6 inches of ground clearance, an approach angle of 33 degrees and a departure angle of 26 degrees on 4Runner TRD Off-Road help keep the adventure going.



LEVER-TYPE TRANSFER CASE

4WD vehicles require a system to transfer power from the transmission to all four wheels. 4Runner TRD Off-Road has a lever-type transfer case that allows you to easily switch to low range to help clear the roughest challenges.



DIAL-TYPE TRANSFER CASE

With 4Runner's available dial-type transfer case on SR5 and Limited, you can switch into low range for extreme low-speed off-road⁴⁰ conditions with the turn of a dial. Taking on hard conditions is that easy.

CAPABILITY



TRD Off-Road Premium shown in Barcelona Red Metallic with available roof rack cross bars³ and available running boards⁴.

Vehicle shown with some accessories not available from Toyota. Do not overload your vehicle. See *Owner's Manual* for weight limits and restrictions. See numbered footnotes in Disclosures section.

Out here, lesser vehicles are an endangered species.

Nature is full of unexpected surprises, and only those who anticipate them are ready to endure them. 4Runner is built to conquer the toughest of these. Available Kinetic Dynamic Suspension System (KDSS) allows each wheel to respond to the terrain separately. Available Crawl Control (CRAWL)¹⁸ assists the driver in determining an optimal combination of low speed and traction. Hill Start Assist Control (HAC)³⁴ and available Downhill Assist Control (DAC)³⁵ assist the driver with braking on uphill and rough downhill situations. Thanks to these, even the meanest obstacles are just another story to laugh over at the campfire.



LOCKING REAR DIFFERENTIAL

To help you negotiate uncertain terrain, 4Runner TRD Off-Road has an electronically controlled locking rear differential that distributes engine power evenly to both rear wheels, so they move at the same speed, even if one is off the ground.⁴⁰ It also ensures a predictable output to help you maintain a controlled pace over obstacles.



MULTI-TERRAIN SELECT

Available Multi-terrain Select allows you to choose from four modes that will regulate wheelspin by adjusting the engine throttle setting and braking pressure to provide you with maximum traction in various off-road⁴⁰ situations.



CRAWL CONTROL¹⁸

The available Kinetic Dynamic Suspension System (KDSS) and Crawl Control (CRAWL) are meant to help keep optimal traction, even on uneven terrain. KDSS automatically adjusts the suspension system for better wheel articulation, while CRAWL automatically modulates the throttle and brakes on five low-speed settings.



TRD Off-Road Premium shown in Barcelona Red Metallic with available roof rack cross bars^{2,40}

Vehicle shown with some accessories not available from Toyota. Do not overload your vehicle. See *Owner's Manual* for weight limits and restrictions. See numbered footnotes in Disclosures section.

Take the reins, set the mood, choose a destination and charge on.

A rugged, yet intuitive, interior trim and panel shape give you total control of 4Runner. Traction, power, temperature, available navigation¹³ and a lot more are just a turn of a knob, touch on a screen or voice command away.



ENTUNE™ PREMIUM AUDIO WITH INTEGRATED NAVIGATION¹³ AND ENTUNE® APP SUITE¹⁴

No adventure is complete without proper navigation, music and connectivity. Available Entune™ Premium Audio with Integrated Navigation and Entune® App Suite brings everything together in one embedded system. Features include a 6.1-in. high-resolution touch-screen display and integrated backup camera¹⁷ display, Siri® Eyes Free¹⁰ and SiriusXM® Satellite Radio¹¹ with 3-month All Access trial¹²



SMART KEY SYSTEM¹⁶

Getting the trip started is as easy as clearing a muddy terrain in 4Runner. When you approach Limited with the Smart Key in your pocket, the interior illuminates automatically, the doors and rear liftgate open with the touch of a handle and the engine starts with a push of a button. That easy.



15-SPEAKER JBL®¹⁵ SYSTEM

Every journey has an iconic playlist. Even when you're back in the city, a song can take you back to the best moments of your trip. To ensure you don't miss a note of your music's soaring highs or thundering lows, Limited boasts an amazing 15 speakers, including a subwoofer. It also features music streaming⁸ via Bluetooth^{®8} wireless technology, SiriusXM® Satellite Radio¹¹ capability, CD and MP3/WMA capability, USB port⁵ and auxiliary port.

TECHNOLOGY



Limited 4x4 interior shown in Redwood leather trim with Entune™ Premium JBL^{®15} Audio with Integrated Navigation¹³ and Entune® App Suite.¹⁴

See numbered footnotes in Disclosures section.

You've got freedom to roam. Outside and inside.

Exploring the vast unknown requires a great amount of space for company or cargo. 4Runner's roomy interior seats up to seven passengers and has plenty of features to keep everyone comfortable no matter how long the journey, like front and rear 12V power outlets for charging personal electronics, a variety of storage options, and available power-adjustable driver and front passenger seats.



SLIDING REAR CARGO DECK

Get quick access to your gear, or the cooler. The available sliding rear cargo deck can support up to 440 lbs⁴¹ and slides for an easy reach to your gear, or a quick setup before heading to the great outdoors.



POWER REAR GLASS

Grab anything from the cargo area in a snap. Instead of opening the rear liftgate every time you need something, just lower the power rear glass with a push of a button or insert the key in the rear hatch and grab it.



40/20/40 FOLD-FLAT SECOND-ROW SEATS

Every adventure has its own demands. 4Runner's split and fold-flat versatility lets you make room for what you need by folding one or both seats down to accommodate up to 88 cubic feet of cargo.⁴¹ When not folded flat, the seatbacks recline for added passenger comfort.

UTILITY



Limited shown in Classic Silver Metallic with available running boards.²

See numbered footnotes in Disclosures section.


The peace of mind you need to enjoy the peace of nature.

While your many adventures have earned you a bold reputation, you're not a danger seeker. Neither are we. That's why we've equipped 4Runner with an array of active and passive safety features. The standard Star Safety System™ is designed to help you avoid trouble. Our rigorous crash testing has helped us develop a comprehensive occupant protection system that features eight standard airbags²⁵, should trouble prove unavoidable.



INTEGRATED BACKUP CAMERA¹⁷ DISPLAY

When backing up, the area visible to the camera is displayed on the touch-screen. 4Runner's available front and rear parking assist sonar²⁸ beeps to tell you how close the bumpers are from an object. The faster it beeps, the closer it is.



TIRE PRESSURE MONITOR SYSTEM (TPMS)²⁷

Proper tire pressure is important not only for good handling and fuel economy, but for your safety. 4Runner's standard Tire Pressure Monitor System (TPMS) evaluates the pressure of the tires and issues a warning if the pressure becomes critically low.



DRIVER AND FRONT PASSENGER ACTIVE HEADRESTS²⁶

Designed to optimize headrest position during certain types of rear-end collisions, driver and front passenger active headrests move slightly up and forward, helping to reduce neck injuries.



EIGHT AIRBAGS²⁵

A driver and front passenger Advanced Airbag System, driver and front passenger TAP (Thorax, Abdomen, Pelvis) front seat-mounted side airbags, driver and front passenger knee airbags and all-row (third-row airbags on models so equipped) Roll-sensing Side Curtain Airbags (RSCA) are all part of a system designed to help keep you safe.



Limited 4x4 shown in Blizzard Pearl⁴² with available automatic running boards.²
See numbered footnotes in Disclosures section.

TRD PRO SERIES

TRD PRO

Ultimate toughness. Proven capability.

Toyota Racing Development (TRD) has been helping enthusiasts get more performance from their Toyotas for over 35 years. We've helped power everything from 200-mph race cars to championship-winning off-road⁴⁰ machines. We used this engineering know-how to create our toughest SUV yet — the 2019 4Runner TRD Pro, which has the goods to help you access those inaccessible corners of the map. We're talking components like heavy-duty off-road TRD FOX^{®36} suspension, dirt-clawing tires and a ¼-in.-thick aluminum skid plate to help armor this SUV against nature's harshest elements. It's all wrapped in an aggressive exterior that looks like nothing else on the road or in the wild. Your adventures are about to get a whole lot more awesome. Let's get dirty.



TRD Pro shown in Super White climbing the coast of the Baja California Peninsula in Mexico.⁴⁰

See numbered footnotes in Disclosures section.

TRD PRO SERIES



TRD-TUNED FOX^{®36} SHOCKS AND SPRINGS

Take your adventures to the next level. 4Runner TRD Pro's suspension features oversize TRD FOX[®] high-performance shocks — with remote reservoirs on the rear shocks — and TRD-tuned springs to help carry you over unforgiving terrain.⁴⁰

See numbered footnotes in Disclosures section.



TRD ROOF RACK²

Pack it up and strap it down. Make the most of 4Runner TRD Pro's rugged roof rack that lets you bring more gear for more adventure.

NITTO TERRA GRAPPLER ALL-TERRAIN TIRES

4Runner TRD Pro's unique alloy wheels come wrapped in Nitto Terra Grappler all-terrain tires for more on-road comfort and enhanced off-road⁴⁰ traction.



TRD-STAMPED ALUMINUM FRONT SKID PLATE

A unique TRD-stamped aluminum front skid plate comes standard on 4Runner TRD Pro. Constructed from ¼-in.-thick aluminum, this piece helps protect crucial mechanical components underneath the front end, so you can go even farther beyond the map.⁴⁰



TRD PRO

What is TRD?

Toyota Racing Development (TRD) is Toyota's factory-backed racing division. While TRD USA has been building go-fast parts for Toyotas since 1979, our racing legacy traces back well over two decades before that. With a history rich in motorsports, TRD engineers have continued to apply their knowledge to help enthusiasts get more performance from their vehicles, while maintaining factory levels of quality and reliability. Our TRD Pro Series vehicles are factory-tuned and built to take you way off-road. No off-the-shelf components here; our engineers spend countless hours designing, testing and tuning with passion. And with capability this exciting, they will help fuel your passion too.

ACCESSORIES

You know your 4Runner is a supremely capable rig right out of the box. But when you want to crank up the attitude, turn to those who know your truck best. Toyota Racing Development (TRD) brings you a line of accessories engineered just for your 4Runner. Our parts are designed with maximum performance and proven dependability in mind. It's all available from your local Toyota dealer. All you have to do is pick out which parts are right for you.

OTHER TRD PERFORMANCE PARTS AND ACCESSORIES

- TRD 17-in. matte-gray alloy wheels³
- TRD air filter
- TRD oil cap
- TRD oil filter
- TRD radiator cap



TRD PRO FLOOR MATS²⁰

Floor mats embroidered with the TRD Pro logo add protection and style to 4Runner's cabin.

TRD SHIFT KNOB

Taking center stage is a leather-wrapped TRD shift knob, with red contrast stitching, embossed TRD logo and bright chrome accent ring. Taking control never looked — or felt — so good.



TRD 17-IN. MATTE-BLACK ALLOY WHEELS³

Cutting-edge style. Trail-ready toughness. These unique TRD 17-in. matte-black alloy wheels amplify 4Runner TRD Pro's presence on- and off-road.⁴⁰

TRD PRO SERIES



TRD Pro shown in Super White venturing along the Baja California Peninsula.^{2, 40}

See numbered footnotes in Disclosures section.



SR5

Drivetrain

- 4.0-Liter DOHC 24-Valve V6 with Dual Independent Variable Valve Timing with intelligence (VVT-i); 270 hp @ 5600 rpm; 278 lb.-ft. @ 4400 rpm; 5-speed automatic transmission
- Rear-Wheel Drive (RWD) or part-time 4WD system with Active Traction Control (A-TRAC)
- Automatic Limited-Slip Differential³² (Auto LSD on 4x2 models only)
- Downhill Assist Control (DAC)³⁵ (4x4 models only) and Hill Start Assist Control (HAC)³⁴

Exterior Features

- Integrated fog lights
- Projector-beam headlights with smoked trim
- Skid plates — on engine/front suspension, fuel tank and transfer case (transfer case on 4x4 models only)
- 17-in. 6-spoke alloy wheels with P265/70R17 tires

Interior Features

- Backup camera¹⁷ with projected path
- Leather-trimmed tilt/telescopic steering wheel with audio and Bluetooth^{®8} hands-free phone and voice command
- Fabric-trimmed front seats; 8-way power-adjustable driver's seat with power lumbar support; 4-way adjustable front passenger seat
- Fabric-trimmed 40/20/40 split reclining and fold-flat second-row seat
- Entune™ Audio Plus with 6.1-in. high-resolution touch-screen display

Options

- Running boards
- 50/50 split fold-flat third-row seat and sliding second row with passenger-side one-touch access to third-row seat
- Sliding rear cargo deck with under-floor storage box (not available with third row)
- Entune™ Premium Audio with Integrated Navigation¹³ and Entune® App Suite¹⁴ and 6.1-in. high-resolution touch-screen display



SR5 Premium

Adds to or replaces features offered on SR5

Exterior Features

- Heated power outside mirrors with turn signal indicators

Interior Features

- SofTex[®]-trimmed heated front seats; 8-way power-adjustable driver's seat with power lumbar support; 4-way power-adjustable front passenger seat
- SofTex[®]-trimmed 40/20/40 split reclining and fold-flat second-row seat
- Entune™ Premium Audio with Integrated Navigation¹³ and Entune® App Suite¹⁴ and 6.1-in. high-resolution touch-screen display
- HomeLink^{®19} universal transceiver
- Auto-dimming rearview mirror

Options

- Power tilt/slide moonroof with sunshade
- Running boards
- SofTex[®]-trimmed 50/50 split fold-flat third-row seat and sliding second row with passenger-side one-touch access to third-row seat
- Sliding rear cargo deck with under-floor storage box (not available with third row)



TRD Off-Road

Adds to or replaces features offered on SR5

Drivetrain

- Part-time 4WD system with Active Traction Control (A-TRAC)
- Hill Start Assist Control (HAC)³⁴ Multi-terrain Select and Crawl Control (CRAWL)¹⁸
- Locking rear differential

Exterior Features

- 17-in. 7-spoke alloy wheels with P265/70R17 tires and black-painted accents
- Color-keyed front and rear bumpers with silver accents and color-keyed hood scoop
- "TRD Off-Road" external hard badges

Interior Features

- Overhead console with Multi-terrain Select and Crawl Control (CRAWL)¹⁶ switches
- TRD shift knob
- TRD Off-Road floor mats²⁰

Options

- Running boards
- Kinetic Dynamic Suspension System (KDSS)
- Sliding rear cargo deck with under-floor storage box
- Entune™ Premium Audio with Integrated Navigation¹³ and Entune® App Suite¹⁴ and 6.1-in. high-resolution touch-screen display



TRD Off-Road Premium

Adds to or replaces features offered on TRD Off-Road

Exterior Features

- Heated power outside mirrors with turn signal indicators

Interior Features

- SofTex[®]-trimmed heated front seats; 8-way power-adjustable driver's seat with power lumbar support; 4-way power-adjustable front passenger seat
- SofTex[®]-trimmed 40/20/40 split reclining and fold-flat second-row seat
- Entune™ Premium Audio with Integrated Navigation¹³ and Entune[®] App Suite,¹⁴ and 6.1-in. high-resolution touch-screen display
- HomeLink^{®19} universal transceiver
- Auto-dimming rearview mirror
- "TRD" red lettering on driver and front passenger headrests

Options

- Power tilt/slide moonroof with sunshade
- Running boards
- Kinetic Dynamic Suspension System (KDSS)
- Sliding rear cargo deck with under-floor storage box



Limited

Adds to or replaces features offered on SR5 Premium

Drivetrain

- Rear-Wheel Drive (RWD) or full-time 4WD system with Active Traction Control (A-TRAC) and Torsen^{®33} limited-slip center differential with locking feature
- X-REAS Sport Enhancement Suspension

Exterior Features

- 20-in. split 6-spoke alloy wheels with P245/60R20 tires
- Power tilt/slide moonroof with sunshade
- Front and rear parking assist sonar²⁸
- Color-keyed front and rear bumpers and side rocker panels with chrome inserts, chrome door handles and chrome-accented front grille insert

Interior Features

- Smart Key System¹⁶ with Push Button Start and remote illuminated entry
- Perforated leather-trimmed heated and ventilated front seats; 8-way power-adjustable driver's seat with memory function and power lumbar support; 4-way power-adjustable front passenger seat
- Entune™ Premium JBL^{®15} Audio with Integrated Navigation¹³ and Entune[®] App Suite,¹⁴ and 6.1-in. high-resolution touch-screen display
- Dual zone automatic climate control with air filter and second-row vents

Options

- Automatic running boards
- Leather-trimmed 50/50 split fold-flat third-row seat and sliding second row with passenger-side one-touch access to third row
- Sliding rear cargo deck with under-floor storage box (not available with third row)

Limited Nightshade Edition

Adds to or replaces features offered on Limited

Exterior

- 20-in. black alloy wheels
- Black exterior accents including front and rear bumper spoilers, outer door handles, rocker panels, roof rails, mirrors, window moldings, garnishes and exhaust tip
- Black interior trim including steering wheel, shift knob, inner door grips and center console panel
- Black badge overlays



TRD Pro

Drivetrain

- 4.0-Liter DOHC 24-Valve V6 with Dual Independent Variable Valve Timing with intelligence (VVT-i); 270 hp @ 5600 rpm; 278 lb.-ft. @ 4400 rpm; 5-speed automatic transmission
- Part-time 4WD system with Active Traction Control (A-TRAC)
- Hill Start Assist Control (HAC)³⁴ Multi-terrain Select and Crawl Control (CRAWL)¹⁸
- TRD FOX^{®36} high-performance shocks with rear remote reservoirs
- TRD-tuned front springs
- Locking rear differential

Exterior Features

- Black "TRD PRO" external hard badges
- Unique "TOYOTA" front grille
- Auto on/off headlight feature
- Black roof rack²
- Power tilt/slide moonroof with sunshade
- TRD-stamped aluminum front skid plate
- TRD 17-in. matte-black alloy wheels³ with P265/70R17 A/T tires
- High-performance LED fog lights

Interior Features

- Overhead console with Multi-terrain Select and Crawl Control (CRAWL)¹⁸ switches
- SofTex[®]-trimmed heated front seats; 8-way power-adjustable driver's seat with power lumbar support; 4-way power-adjustable front passenger seat
- SofTex[®]-trimmed 40/20/40 split reclining and fold-flat second-row seat
- Entune™ Premium JBL^{®15} Audio with Integrated Navigation¹³ and Entune[®] App Suite,¹⁴ and 6.1-in. high-resolution touch-screen display
- "TRD PRO" floor mats²⁰
- TRD shift knob
- HomeLink^{®19} universal transceiver

Options

- Running boards
- Sliding rear cargo deck with under-floor storage box

COLOR/TRIM*

Color



Midnight Black Metallic



Nautical Blue Metallic



Voodoo Blue



Barcelona Red Metallic




Magnetic Gray Metallic




Midnight Black Metallic




Classic Silver Metallic



Blizzard Pearl⁴²



Super White



Super White

TRD Pro

Trim



SR5 fabric shown in Sand Beige

Also available in




Graphite



SR5 SofTex[®] shown in Sand Beige

Also available in



Graphite



TRD Off-Road fabric shown in Black



TRD Off-Road/TRD Pro SofTex[®] shown in Black

Also available in



Limited leather shown in Redwood



Sand Beige



Black



Limited Nightshade leather shown in Black

*Not all colors and trims available on all model grades. See dealer for details. See numbered footnotes in Disclosures section.

Combinations

COLOR SELECTOR	SR5	SR5 PREMIUM	TRD OFF-ROAD	TRD OFF-ROAD PREMIUM	LIMITED	TRD PRO	LIMITED NIGHTSHADE
MIDNIGHT BLACK METALLIC	GRAPHITE SAND BEIGE	GRAPHITE SAND BEIGE SOFTEX®	BLACK	BLACK SOFTEX®	BLACK REDWOOD SAND BEIGE	BLACK SOFTEX®	BLACK
NAUTICAL BLUE METALLIC	GRAPHITE SAND BEIGE	GRAPHITE SAND BEIGE SOFTEX®	BLACK	BLACK SOFTEX®	BLACK REDWOOD SAND BEIGE	•	•
VOODOO BLUE	•	•	•	•	•	BLACK SOFTEX®	•
BARCELONA RED METALLIC	GRAPHITE SAND BEIGE	GRAPHITE SAND BEIGE SOFTEX®	BLACK	BLACK SOFTEX®	BLACK SAND BEIGE	•	•
MAGNETIC GRAY METALLIC ⁴³	GRAPHITE SAND BEIGE	GRAPHITE SAND BEIGE SOFTEX®	BLACK	BLACK SOFTEX®	BLACK REDWOOD SAND BEIGE	•	BLACK
CLASSIC SILVER METALLIC	GRAPHITE	GRAPHITE SOFTEX®	BLACK	BLACK SOFTEX®	BLACK REDWOOD	•	•
BLIZZARD PEARL ⁴²	•	•	•	•	BLACK REDWOOD SAND BEIGE	•	BLACK
SUPER WHITE	GRAPHITE SAND BEIGE	GRAPHITE SAND BEIGE SOFTEX®	BLACK	BLACK SOFTEX®	•	BLACK SOFTEX®	•

• = Not available

Wheels



SR5: 17-in. 6-spoke alloy wheel



TRD Off-Road: 17-in. 7-spoke alloy wheel



Limited: 20-in. split 6-spoke alloy wheel



TRD Pro: TRD 17-in. matte-black alloy wheel³



Limited Nightshade: 20-in. split 6-spoke black alloy wheel

*Not all colors and trims available on all model grades. See dealer for details. See numbered footnotes in Disclosures section.

ACCESSORIES

You own it, now it's time to make it yours with Genuine Toyota Accessories. All-weather floor liners²⁰ and an all-weather cargo tray⁴¹ help keep things clean and protect your interior from outdoor dirt and grime. Roof rack cross bars² and a ball mount³⁸/trailer ball³⁸ help you carry more of the gear you need for your favorite adventures. Looking to enhance your stance? Find your look with TRD 17-in. matte-black alloy wheels³ or the new black chrome exhaust tip. For a complete list of accessories, go to toyota.com/4runner.

Alloy wheel locks
All-weather floor liners²⁰
Ball mount³⁸
Black running boards
Blackout emblem overlays
Cargo cover⁴¹
Cargo divider⁴¹
Cargo net — envelope⁴¹
Cargo tote⁴¹

Cargo tray⁴¹
Carpet cargo mat⁴¹
Carpet floor mats²⁰
Coin holder/ashtray cup
Dashcam — available January 2019
Door edge guards
Emergency assistance kit
Exhaust tip — black chrome
Exhaust tip — chrome tip

First aid kit
Hood protector
Mudguards
Paint protection film⁴⁴
Predator tube step
Remote Engine Starter⁴⁵
Roof rack cross bars²
Running boards — aluminum or chrome detail
Toyota Key Finder⁴⁶

Trailer ball³⁸
TRD 17-in. matte-black alloy wheels³
TRD 17-in. matte-gray alloy wheels³
TRD air filter
TRD oil cap
TRD oil filter
TRD radiator cap
TRD shift knob
Universal tablet holder⁴⁷



Cargo tray⁴¹



Roof rack cross bars²



All-weather floor liners²⁰



Predator tube step



Ball mount³⁸/trailer ball³⁸ (Sold separately.)



Chrome exhaust tip



TRD 17-in. matte-black alloy wheels³



Mudguards

FEATURES¹

	SR5	SR5 PREMIUM	TRD OFF-ROAD	TRD OFF-ROAD PREMIUM	LIMITED	LIMITED NIGHTSHADE EDITION	TRD PRO
EXTERIOR							
Projector-beam headlights with smoked trim	S	S	S	S	S	S	S
Auto on/off headlight feature	—	—	—	—	S	S	S
LED taillights with smoked sport trim	S	S	S	S	S	S	S
Integrated fog lights	S	S	S	S	S	S	—
Integrated LED fog lights	—	—	—	—	—	—	S
Color-keyed front and rear bumpers	S	S	—	—	—	—	—
Color-keyed front and rear bumpers with silver accents	—	—	S	S	—	—	—
Color-keyed front and rear bumpers with chrome accents	—	—	—	—	S	—	—
Color-keyed front and rear bumpers with black chrome accents	—	—	—	—	—	S	—
Color-keyed front and rear bumpers with black accents	—	—	—	—	—	—	S
Heated power outside mirrors	S	—	S	—	—	—	S
Heated power outside mirrors with turn signal indicators	—	S	—	S	S	S	—
Roof rails	S	S	S	S	S	S	—
Roof rack ²	—	—	—	—	—	—	S
Unique "TOYOTA" front grille	—	—	—	—	—	—	S
Black "TRD PRO" external hard badges	—	—	—	—	—	—	S
"TRD Off-Road" external hard badges	—	—	S	S	—	—	—
Chrome door handles with touch-sensor lock/unlock feature	—	—	—	—	S	—	—
Black door handles with touch-sensor lock/unlock feature	—	—	—	—	—	S	—
Power tilt/slide moonroof with sunshade	—	O	—	O	S	S	S
17-in. 6-spoke alloy wheels with P265/70R17 tires	S	S	—	—	—	—	—
17-in. 7-spoke alloy wheels with P265/70R17 tires and black-painted accents	—	—	S	S	—	—	—
17-in. matte-black TRD alloy wheels ³ with P265/70R17 A/T tires	—	—	—	—	—	—	S
20-in. split 6-spoke alloy wheels with P245/60R20 tires	—	—	—	—	S	S	—
Aerodynamic variable intermittent windshield wipers with mist cycle	S	S	S	S	S	S	S
Windshield wiper de-icer	S	S	S	S	S	S	S
Privacy glass on rear side, quarter and rear liftgate windows	S	S	S	S	S	S	S
Color-keyed rear spoiler with LED center high-mount stop light and integrated concealed rear wiper with mist cycle	S	S	S	S	S	S	S
Skid plates — on engine/front suspension, fuel tank and transfer case (transfer case on 4x4 models only)	S	S	S	S	S	S	S
TRD-stamped aluminum front skid plate	—	—	—	—	—	—	S
Front and rear mudguards	S	S	S	S	—	—	S
Automatic running boards	—	—	—	—	O	O	—
Running boards	O	O	O	O	—	—	O
INTERIOR							
Air conditioning with air filter and second-row vents	S	S	S	S	—	—	S
Dual zone automatic climate control with air filter and second-row vents	—	—	—	—	S	S	—
Entune™ Audio Plus — includes 6.1-in. high-resolution touch-screen display, AM/FM/HD Radio, ^{TM4} CD player, eight speakers, auxiliary port, USB 2.0 port ⁵ with iPod® connectivity and control, advanced voice recognition, ⁷ hands-free phone capability, phone book access and music streaming ⁸ via Bluetooth® wireless technology, Scout® GPS Link ⁹ compatible, Siri® Eyes Free, ¹⁰ and SiriusXM® Satellite Radio ¹¹ with 3-month All Access trial. ¹² See toyota.com/entune for details.	S	—	S	—	—	—	—

See numbered footnotes in Disclosures section.

S = Standard O = Optional — = Not available


FEATURES¹ (continued)

INTERIOR (continued)	SR5	SR5 PREMIUM	TRD OFF-ROAD	TRD OFF-ROAD PREMIUM	LIMITED	LIMITED NIGHTSHADE EDITION	TRD PRO
Entune™ Premium Audio with Integrated Navigation ¹³ and Entune® App Suite ¹⁴ — includes 6.1-in. high-resolution touch-screen with split-screen display, AM/FM cache radio, HD Radio ^{TM4} CD player, eight speakers, auxiliary port, USB 2.0 port ⁵ with iPod ^{®6} connectivity and control, advanced voice recognition ⁷ , hands-free phone capability, phone book access and music streaming ⁹ via Bluetooth ^{®8} wireless technology, Siri [®] Eyes Free ¹⁰ HD Radio ^{TM4} Predictive Traffic and Doppler Weather overlay, and SiriusXM [®] Satellite Radio ¹¹ with 3-month All Access trial. ¹² See toyota.com/entune for details.	O	S	O	S	—	—	—
Entune™ Premium JBL ^{®15} Audio with Integrated Navigation ¹³ and Entune® App Suite ¹⁴ — includes 6.1-in. high-resolution touch-screen with split-screen display, AM/FM cache radio, HD Radio ^{TM4} CD player, 15 JBL ^{®15} GreenEdge™ speakers in nine locations including subwoofer amplifier, auxiliary port, USB 2.0 port ⁵ with iPod ^{®6} connectivity and control, advanced voice recognition ⁷ , hands-free phone capability, phone book access and music streaming ⁹ via Bluetooth ^{®8} wireless technology, Siri [®] Eyes Free ¹⁰ HD Radio ^{TM4} Predictive Traffic and Doppler Weather overlay, and SiriusXM [®] Satellite Radio ¹¹ with 3-month All Access trial. ¹² See toyota.com/entune for details.	—	—	—	—	S	S	S
Multi-Information Display (MID) with outside temperature, clock, average fuel economy and distance to empty	S	S	S	S	S	S	S
Fabric-trimmed front seats; 8-way power-adjustable driver's seat with power lumbar support; 4-way adjustable front passenger seat	S	—	S	—	—	—	—
Fabric-trimmed 40/20/40 split reclining and fold-flat second-row seat	S	—	S	—	—	—	—
Fabric-trimmed 50/50 split fold-flat third-row seat and sliding second row with passenger-side one-touch access to third-row seat	O	—	—	—	—	—	—
SofTex [®] -trimmed heated front seats; 8-way power-adjustable driver's seat with power lumbar support; 4-way power-adjustable front passenger seat	—	S	—	S	—	—	S
SofTex [®] -trimmed 40/20/40 split reclining and fold-flat second-row seat	—	S	—	S	—	—	—
SofTex [®] -trimmed 50/50 split fold-flat third-row seat and sliding second row with passenger-side one-touch walk-in function	—	O	—	—	—	—	—
"TRD" red lettering on driver and front passenger headrests	—	—	—	S	—	—	S
Perforated leather-trimmed heated and ventilated front seats; 8-way power-adjustable driver's seat with memory function and power lumbar support; 4-way power-adjustable front passenger seat	—	—	—	—	S	S	—
Perforated leather-trimmed 40/20/40 split reclining and fold-flat second-row seat	—	—	—	—	S	S	—
Leather-trimmed 50/50 split fold-flat third-row seat and sliding second row with passenger-side one-touch walk-in function	—	—	—	—	O	O	—
Cruise control	S	S	S	S	S	S	S
Leather-trimmed tilt/telescopic steering wheel with audio, Bluetooth ^{®8} hands-free phone and voice-command controls	S	S	S	S	S	S	S
Optitron instrumentation with speedometer, tachometer, coolant temperature and fuel gauges; LCD display with odometer, tripmeters and average fuel economy; ECO Driving Indicator and warning messages	S	S	S	S	S	S	S
In-key remote keyless entry system	S	S	S	S	—	—	S
Smart Key System ¹⁶ with Push Button Start and remote illuminated entry	—	—	—	—	S	S	—
Power windows with auto up/down and jam protection in all positions	S	S	S	S	S	S	S
Power rear liftgate window with auto up/down and jam protection	S	S	S	S	S	S	S
Rear liftgate window defogger with timer and UV protection	S	S	S	S	S	S	S
Power door locks with programmable auto door lock logic	S	S	S	S	S	S	S
Backup camera ¹⁷ with projected path	S	S	S	S	S	S	S
Overhead console with sunglasses storage	S	S	—	—	S	S	—
Overhead console with Multi-terrain Select and Crawl Control (CRAWL) ¹⁸ switches	—	—	S	S	—	—	S
HomeLink ^{®19} universal transceiver	—	S	—	S	S	S	S
Center-console storage compartment with coin, tissue and pen holders	S	S	—	—	S	S	—
Center-console storage compartment with coin, tissue and pen holders (carbon-fiber look)	—	—	S	S	—	—	S
Gated shift lever with sequential shift mode	S	S	S	S	S	S	S

See numbered footnotes in Disclosures section.

S = Standard O = Optional — = Not available

FEATURES¹ (continued)

INTERIOR (continued)	SR5	SR5 PREMIUM	TRD OFF-ROAD	TRD OFF-ROAD PREMIUM	LIMITED	LIMITED NIGHTSHADE EDITION	TRD PRO
TRD shift knob	—	—	S	S	—	—	S
TRD Pro floor mats ²⁰	—	—	—	—	—	—	S
TRD Off-Road floor mats ²⁰	—	—	S	S	—	—	—
Sliding rear cargo deck with under-floor storage compartment (not available with available third row)	O	O	O	O	O	O	O
Two front, two rear and one cargo area 12V DC auxiliary power outlets	S	S	S	S	S	S	S
One cargo area 120V ²¹ 100W/400W AC power outlet	S	S	S	S	S	S	S
Auto-dimming rearview mirror	—	S	—	S	S	S	S
Glare-resistant mechanical inside rearview mirror	S	—	S	—	—	—	—
Dual sun visors with illuminated vanity mirrors and extenders	S	S	S	S	S	S	S
Ten cup and bottle holders (12 on three-row models)	S	S	S	S	S	S	S
Foot pedal parking brake	S	S	S	S	S	S	S
SAFETY AND CONVENIENCE							
 Star Safety System™ — includes Vehicle Stability Control (VSC) ²² Traction Control (TRAC), Anti-lock Brake System (ABS), Electronic Brake-force Distribution (EBD), Brake Assist (BA) ²³ and Smart Stop Technology® (SST) ²⁴	S	S	S	S	S	S	S
Driver and front passenger Advanced Airbag System ²⁵	S	S	S	S	S	S	S
Driver and front passenger TAP (Thorax, Abdomen, Pelvis) front seat-mounted side airbags, driver and front passenger knee airbags, and front and all-row (third-row airbags on all models) Roll-sensing Side Curtain Airbags (RSCA) ²⁵	S	S	S	S	S	S	S
Driver and front passenger active headrests ²⁶	S	S	S	S	S	S	S
3-point seatbelts for all seating positions; driver-side Emergency Locking Retractor (ELR) and Automatic/Emergency Locking Retractors (ALR/ELR) on all passenger belts	S	S	S	S	S	S	S
Driver and front passenger seatbelt pretensioners with force limiters	S	S	S	S	S	S	S
LATCH (Lower Anchors and Tethers for CHildren) includes lower anchors on outboard second-row seats and tether anchors on all second-row seats	S	S	S	S	S	S	S
Child-protector rear door locks and power window lockout	S	S	S	S	S	S	S
Side-impact door beams	S	S	S	S	S	S	S
Tire Pressure Monitor System (TPMS) ²⁷	S	S	S	S	S	S	S
Daytime Running Lights (DRL) with manual on/off feature	S	S	S	S	S	S	S
Front and rear parking assist sonar ²⁸	—	—	—	—	S	S	—
Anti-theft system with engine immobilizer ²⁹	S	S	S	S	S	S	S
ToyotaCare ³⁰ featuring a no cost maintenance plan with roadside assistance ³¹	S	S	S	S	S	S	S

See numbered footnotes in Disclosures section.

S = Standard O = Optional — = Not available

SPECIFICATIONS

MECHANICAL/PERFORMANCE	SR5	SR5 PREMIUM	TRD OFF-ROAD	TRD OFF-ROAD PREMIUM	LIMITED	LIMITED NIGHTSHADE EDITION	TRD PRO
ENGINE							
4.0-Liter V6 DOHC 24-Valve with Dual Independent Variable Valve Timing with intelligence (VVT-i); 270 hp @ 5600 rpm; 278 lb.-ft. @ 4400 rpm	S	S	S	S	S	S	S
EMISSION RATING							
Low Emission Vehicle II (LEV-II)	S	S	S	S	S	S	S
IGNITION SYSTEM							
Electronic, with Toyota Direct Ignition (TDI)	S	S	S	S	S	S	S
TRANSMISSION							
5-speed Electronically Controlled automatic Transmission with intelligence (ECT-i) and sequential shift mode	S	S	S	S	S	S	S
DRIVETRAIN							
Rear-Wheel Drive (RWD) with Automatic Limited-Slip Differential (Auto LSD) ³²	S	S	—	—	S	S	—
Part-time 4WD with Active Traction Control (A-TRAC)	O	O	S	S	—	—	S
Full-time 4WD with Active Traction Control (A-TRAC) and Torsen ^{®33} limited-slip center differential with locking feature	—	—	—	—	O	O	—
OFF-ROAD							
Approach/departure angle (degrees) (4x2/4x4)	30/26;33/26	30/26;33/26	33/26	33/26	30/26;33/26	30/26;33/26	33/26
Ground clearance (in.) (4x2/4x4)	9.0;9.6	9.0;9.6	9.6	9.6	9.0;9.6	9.0;9.6	9.6
Electronically controlled locking rear differential, Multi-terrain Select and Crawl Control (CRAWL) ¹⁸	—	—	S	S	—	—	S
Hill Start Assist Control (HAC) ³⁴	S	S	S	S	S	S	S
Downhill Assist Control (DAC) ³⁵	O	O	—	—	O	O	—
BODY CONSTRUCTION							
Reinforced body-on-frame construction	S	S	S	S	S	S	S
SUSPENSION							
Coil-spring independent double-wishbone front suspension with stabilizer bar; coil-spring 4-link with lateral rod rear suspension with stabilizer bar	S	S	S	S	S	S	S
Kinetic Dynamic Suspension System (KDSS)	—	—	O	O	—	—	—
X-REAS Sport Enhancement Suspension	—	—	—	—	S	S	—
TRD Fox ^{®36} high performance shocks with rear remote reservoirs	—	—	—	—	—	—	S
TRD-tuned front springs	—	—	—	—	—	—	S
STEERING							
Engine speed-sensing Variable Flow Control (VFC) power-assisted rack-and-pinion	S	S	S	S	S	S	S
Turning circle diameter, curb to curb (ft.)	37.4	37.4	37.4	37.4	37.4	37.4	37.4
BRAKES							
Power-assisted 4-wheel ventilated front disc brakes (Multi-terrain ABS on 4Runner TRD Off-Road)	S	S	S	S	S	S	S
DIMENSIONS							
EXTERIOR (in.)							
Overall height	71.5	71.5	71.5	71.5	71.5	71.5	72.0
Overall width	75.8	75.8	75.8	75.8	75.8	75.8	75.8
Overall length	190.2	190.2	191.3	191.3	190.7	190.7	191.3
Wheelbase	109.8	109.8	109.8	109.8	109.8	109.8	109.8
Track (front/rear)	63.2/63.2	63.2/63.2	63.2/63.2	63.2/63.2	63.2/63.2	63.2/63.2	64.1/64.1
INTERIOR (front/second-row/third-row seats) (in.)							
Head room	39.3/38.6/34.3	39.3/38.6/34.3	39.3/38.6/34.3	39.3/38.6/34.3	—	—	—
Head room with moonroof	—	38.6/38.6/34.3	—	38.6/38.6/—	38.6/38.6/34.3	38.6/38.6/34.3	38.6/38.6/34.3
Shoulder room	57.8/57.8/57.7	57.8/57.8/57.7	57.8/57.8/—	57.8/57.8/—	57.8/57.8/57.7	57.8/57.8/57.7	57.8/57.8/—
Hip room	56.5/55.7/43.3	56.5/55.7/43.3	56.5/55.7/—	56.5/55.7/—	56.5/55.7/43.3	56.5/55.7/43.3	56.5/55.7/—
Leg room	41.7/32.9/29.3	41.7/32.9/29.3	41.7/32.9/—	41.7/32.9/—	41.7/32.9/29.3	41.7/32.9/29.3	41.7/32.9/—

See numbered footnotes in Disclosures section.

S = Standard O = Optional — = Not available

SPECIFICATIONS (continued)

WEIGHTS AND CAPACITIES	SR5	SR5 PREMIUM	TRD OFF-ROAD	TRD OFF-ROAD PREMIUM	LIMITED	LIMITED NIGHTSHADE EDITION	TRD PRO
Curb weight (lbs.)	4400	4400	4750	4750	4525	4525	4750
Gross Vehicle Weight Rating (GVWR) (lbs.)	6100	6100	6300	6300	6100	6100	6300
Cargo volume ³⁷ (cu. ft.) behind front/rear seats	89.7/47.2	89.7/47.2	—	—	—	—	—
Cargo volume ³⁷ (cu. ft.) behind front/rear seats (with sliding deck)	88.8/46.3	88.8/46.3	88.8/46.3	88.8/46.3	88.8/46.3	88.8/46.3	88.8/46.3
Cargo volume ³⁷ (cu. ft.) behind front/second-row/third-row seats	88.8/46.3/9.0	88.8/46.3/9.0	—	—	88.8/46.3/9.0	88.8/46.3/9.0	—
Fuel tank (gal.)	23	23	23	23	23	23	23
Seating capacity (standard/with optional third-row seat)	5/7	5/7	5	5	5/7	5/7	5
TOWING (SAE J2807 towing rating-compliant)³⁸							
Towing capacity (lbs.)	5000	5000	5000	5000	5000	5000	5000
Integrated towing hitch receiver and wiring harness with 4- and 7-pin connectors ³⁸	S	S	S	S	S	S	S
TIRES							
Mud-and-Snow	S	S	S	S	S	S	—
All-terrain	—	—	—	—	—	—	S
SPARE							
Full-size, mounted under body	S	S	S	S	S	S	S
MILEAGE ESTIMATES (mpg city/highway/combined)³⁹							
	17/21/18*	17/21/18*	17/20/18	17/20/18	17/21/18*	17/21/18*	17/20/18

*4x2 mileage estimates

CARS BUILT FOR THE WAY YOU LIVE

At Toyota, we build cars for how you live. From building advanced safety features designed to help prevent crashes to driving cross-country to understand how we can make your driving experience better, our work starts with understanding your needs. Building cars for how you live also means thinking about tomorrow — from fuel efficiency and environmental innovations, to things beyond cars, like a bicycle that you can control with your mind. And because what we learn building cars can help improve lives in other places, we do things like help communities rebuild their homes quickly after a disaster and work with soup kitchens to help them serve more people faster. Toyota. Built for how you live. Together we are going places.

WARRANTIES

Every Toyota Car, Truck and SUV is built to exceptional standards. And that's not idle boasting. We back it up with these Limited Warranty Coverages:

Basic: 36 months/36,000 miles (all components other than normal wear and maintenance items).

Powertrain: 60 months/60,000 miles (engine, transmission/transaxle, drive system, seatbelts and airbags).

Rust-Through: 60 months/unlimited miles (corrosion perforation of sheet metal).

Emissions: Coverages vary under Federal and California regulations. Refer to applicable *Warranty and Maintenance Guide* for details.

Accessories: For Genuine Toyota Accessories purchased at the time of the new vehicle purchase, the Toyota Accessory Warranty coverage is in effect for 36 months/36,000 miles from the vehicle's in-service date, which is the same coverage as the Toyota New Vehicle Limited Warranty.

For Genuine Toyota Accessories purchased after the new vehicle purchase the coverage is 12 months, regardless of mileage, from the date the accessory was installed on the vehicle, or the remainder of any applicable new vehicle warranty, whichever provides greater coverage.

You may be eligible for transportation assistance if it's necessary that your vehicle be kept overnight for repairs covered under warranty. Please see your authorized Toyota dealership for further details.

For complete details about Toyota's warranties, please visit www.toyota.com, refer to the applicable *Warranty and Maintenance Guide* or see your Toyota dealer.



For Toyota Mobility program details, go to www.toyota.com/mobility or call the Toyota Customer Assistance Center at 1-800-331-4331.



DISCLOSURES

1. Toyota strives to build vehicles to match customer interest and thus they typically are built with popular options and option packages. Not all options/packages are available separately and some may not be available in all regions of the country. If you would prefer a vehicle with no or different options, contact your dealer to check for current availability or the possibility of placing a special order. 2. Roof rack with cross bars is not recommended for luggage. 3. 17-in. off-road performance tires are often expected to experience greater tire wear than conventional tires. Tire life may be substantially less than mileage expectancy, depending upon tires used and driving conditions. 4. HD Radio™ Technology manufactured under license from iBiquity Digital Corporation U.S. and Foreign Patents. HD Radio™ and the HD, HD Radio, and "Arc" logos are proprietary trademarks of iBiquity Digital Corp. 5. May not be compatible with all mobile phones, MP3/WMA players and like models. 6. iPod® and iPhone® are registered trademarks of Apple Inc. All rights reserved. 7. Advanced voice recognition capabilities vary by head unit. 8. The Bluetooth® word mark and logos are registered trademarks owned by Bluetooth SIG, Inc., and any use of such marks by Toyota is under license. A compatible Bluetooth®-enabled phone must first be paired. Phone performance depends on software, coverage and carrier. 9. The Scout® GPS Link app is compatible with select vehicle models. Availability and accuracy of the information provided by Scout® GPS Link is subject to change at any time without notice and is dependent upon many factors, including smartphone connectivity, capability and cellular reception. Always use safe driving practices and follow all traffic rules. Data charges may apply. Scout® and Telenav® are registered trademarks of Telenav, Inc. 10. Always drive safely, obey traffic laws and focus on the road while driving. Siri® is available on select iPhone®/iPad® models and requires Internet access. Siri® is not available in all languages or all areas and features vary by area. Some Siri® functionality and commands are not accessible in the vehicle. Data charges may apply. See apple.com and phone carrier for details. Siri® is a registered trademark of Apple Inc. 11. SiriusXM® audio services require a subscription sold separately by Sirius XM Radio Inc. If you decide to continue service after your trial, the subscription plan you choose will automatically renew thereafter and you will be charged according to your chosen payment method at then-current rates. Fees and taxes apply. To cancel, you must call SiriusXM at 1-866-635-2349. See SiriusXM Customer Agreement for complete terms at www.siriusxm.com. All fees and programming subject to change. Not all vehicles or devices are capable of receiving all services offered by SiriusXM. Current information and features may not be available in all locations, or on all receivers. ©2018 Sirius XM Radio Inc. SiriusXM and all related marks and logos are trademarks of Sirius XM Radio Inc. 12. Trial length and service availability may vary by model, model year or trim. 13. Be sure to obey traffic regulations and maintain awareness of road and traffic conditions at all times. Availability and accuracy of the information provided by the navigation system is dependent upon many factors. Use common sense when relying on information provided. Services and programming subject to change. Services not available in every city or roadway. Updates may be available from your dealer at an additional cost. See *Owner's Manual* for details. 14. Be sure to obey traffic regulations and maintain awareness of road and traffic conditions at all times. Apps/services vary by phone/carrier; functionality depends on many factors. Select apps use large amounts of data; you are responsible for charges. Apps and services subject to change at any time without notice. See toyota.com/entune for details. 15. JBL® is a registered trademark of Harman International Industries, Incorporated. 16. The Smart Key System may interfere with some pacemakers or cardiac defibrillators. If you have one of these medical devices, please talk to your doctor to see if you should deactivate this system. 17. The backup camera does not provide a comprehensive view of the rear area of the vehicle. You should also look around outside your vehicle and use your mirrors to confirm rearward clearance. Environmental conditions may limit effectiveness and view may become obscured. See *Owner's Manual* for additional limitations and details. 18. Crawl Control is designed for driving on difficult terrain at low speeds. It assists the driver by controlling acceleration and braking, allowing the driver to focus on steering. The Toyota 4Runner is designed to meet off-road driving requirements, but off-roading is inherently dangerous. Always wear seatbelts. See *Owner's Manual* for additional limitations and details. 19. HomeLink® and the HomeLink® house icon are registered trademarks of Gentex Corporation. 20. This floor mat/floor liner was designed specifically for use in your model and model year vehicle and SHOULD NOT be used in any other vehicle. To avoid potential interference with pedal operation, each mat/liner must be secured with its fasteners. Do not install a floor mat/floor liner on top of an existing floor mat/floor liner. 21. Do not exceed 120V. See *Owner's Manual* for additional limitations and details. 22. Vehicle Stability Control is an electronic system designed to help the driver maintain vehicle control under adverse conditions. It is not a substitute for safe and attentive driving practices. Factors including speed, road conditions, weather and driver steering input can all affect whether VSC will be effective in preventing a loss of control. See *Owner's Manual* for additional limitations and details. 23. Brake Assist is designed to help the driver take full advantage of the benefits of ABS. It is not a substitute for safe driving practices. Braking effectiveness also depends on proper vehicle maintenance, and tire and road conditions. See *Owner's Manual* for additional limitations and details. 24. Smart Stop Technology® operates only in the event of certain contemporaneous brake and accelerator pedal applications. When engaged, the system will reduce power to help the brakes bring the vehicle to a stop. Factors including speed, road conditions and driver input can all impact stopping distance. Smart Stop Technology® is not a substitute for safe and attentive driving and does not guarantee instant stopping. See *Owner's Manual* for additional limitations and details. 25. All the airbag systems are Supplemental Restraint Systems. All airbags (if installed) are designed to inflate only under certain conditions and in certain types of severe collisions. To decrease the risk of injury from an inflating airbag, always wear seatbelts and sit upright in the middle of the seat as far back as possible. Do not put objects in front of an airbag or around the seatback. Do not use a rearward-facing child seat in any front passenger seat. See *Owner's Manual* for additional limitations and details. 26. Active front headrests can help reduce the extent of whiplash in certain types of rear-end collisions. 27. The Tire Pressure Monitor System alerts the driver when tire pressure is critically low. For optimal tire wear and performance, tire pressure should be checked regularly with a gauge; do not rely solely on the monitor system. See *Owner's Manual* for details. 28. Front and rear parking assist sonar is designed to warn drivers of potential front and rear collisions at speeds of 6 mph or less. Certain vehicle and environmental factors, including an object's shape and composition, may affect the ability of the front and rear parking assist sonar to detect it. Always look around outside the vehicle and use mirrors to confirm clearance. See *Owner's Manual* for additional limitations and details. 29. The engine immobilizer is a state-of-the-art anti-theft system. When you insert your key into the ignition switch or bring a Smart Key fob into the vehicle, the key transmits an electronic code to the vehicle. The engine will only start if the code in the transponder chip inside the key/fob matches the code in the vehicle's immobilizer. Because the transponder chip is embedded in the key/fob, it can be costly to replace. If you lose a key or fob, your Toyota dealer can help. Alternatively, you can find a qualified independent locksmith to perform high-security key services by consulting your local Yellow Pages or by contacting www.alo.org. 30. ToyotaCare plan covers normal factory scheduled service for 2 years or 25K miles, whichever comes first. See Toyota dealer for details and exclusions. Valid only in the continental U.S. and Alaska. 31. Roadside Assistance coverage is 2 years unlimited mileage. Does not include parts and fluids, except emergency fuel delivery. See Toyota Dealer for details and exclusions. Valid only in the continental U.S. and Alaska. 32. Auto LSD is an electronic, brake-actuated limited-slip differential that automatically activates when VSC is disengaged at low speeds. 33. Torsen® is a registered trademark of Zexel Torsen, Inc. 34. Hill Start Assist Control is designed to help minimize backward rolling on steep ascents. It is not a substitute for safe driving judgment and practices. Factors including speed, grade, surface conditions and driver input can all affect whether HAC will be effective in preventing a loss of control. See *Owner's Manual* for additional limitations and details. 35. Downhill Assist Control (DAC) is designed to help the driver maintain vehicle control and speed on steep, downhill descents. It is not a substitute for safe driving judgment and practices. Factors including speed, grade, surface conditions and driver input can all affect whether DAC will be effective in preventing a loss of control. See *Owner's Manual* for additional limitations and details. 36. FOX is a registered trademark of FOX Factory, Inc. (©FOX Factory, Inc.) 37. Cargo and load capacity limited by weight and distribution. 38. Before towing, confirm your vehicle and trailer are compatible, hooked up and loaded properly and that you have any necessary additional equipment. Do not exceed any Weight Ratings and follow all instructions in your *Owner's Manual*. The maximum you can tow depends on base curb weight plus the total weight of any cargo, occupants, and added vehicle equipment. "Added vehicle equipment" includes additional standard/optional equipment and accessories added by the manufacturer, dealers, and/or vehicle owners. The only way to be certain of your vehicle's exact curb weight is to weigh your vehicle without passengers or cargo. 39. 2019 EPA-estimated mileage. Actual mileage will vary. 40. The Toyota 4Runner is designed to meet most off-road driving requirements, but off-roading is inherently dangerous and may result in vehicle damage. Toyota encourages responsible operation to help protect you, your vehicle and the environment. Seatbelts should be worn at all times. Do not allow passengers to ride in cargo area. 41. Cargo and load capacity limited by weight and distribution. 42. Extra-cost color. 43. Availability subject to change. 44. The Toyota Genuine Accessory Warranty will only apply when the installation is performed by a trained Toyota-approved installer. Please see dealer for details. 45. Use only if aware of circumstances surrounding the vehicle at time of start. Operate only when safe to do so (e.g., do not remotely start engine if vehicle is in an enclosed space or is occupied by a child). See *Owner's Manual* for limitations and details. 46. Interference from structures may affect signal strength. Requires free download of Toyota Key Finder from the iTunes® App Store to operate; also find there a list of compatible Mac OS® devices. See *Owner's Manual* for details. 47. The universal tablet holder is intended for passengers only. Drivers should always be sure to obey traffic regulations and maintain awareness of the road and traffic conditions at all times. Use of aftermarket accessories may pose an increased risk of injury to occupants in the event of an accident. Tablet sold separately.

Toyota strives to build vehicles to match customer interest and thus they typically are built with popular options and option packages. Not all options/packages are available separately and some may not be available in all regions of the country. See toyota.com for information about options/packages commonly available in your area. If you would prefer a vehicle without any or with different options, contact your dealer to check for current availability or the possibility of placing a special order. Toyota 4Runner is designed to meet most off-road driving requirements. Abusive use may result in bodily harm or damage. Toyota encourages responsible operation to protect you, your vehicle and the environment. Seatbelts should be worn at all times.

Please do not allow passengers to ride in the cargo area. Towing hitch receiver/ball mount kits are not intended to provide crash protection.

For details on vehicle specifications, standard features and available equipment in your area, contact your Toyota dealer. A vehicle with particular equipment may not be available at the dealership. Ask your Toyota dealer to help locate a specifically equipped vehicle.

All information presented herein is based on data available at the time of posting, is subject to change without notice and pertains specifically to mainland U.S.A. vehicles only. Prototypes shown. Actual production vehicles may vary.