

2019 Avalon



Ready for your next move.

From here on out, every mile is what you make of it. Follow your inspiration in the all-new 2019 Toyota Avalon, and never look back. Its low, wide stance and flowing roofline give it a sleek silhouette, while strong character lines add definition to its shape — creating an undeniable presence wherever you go. Available signature LED headlights and taillights feature dynamic auxiliary turn signaling and display a laser-etched design with precise detailing. It's a new level of refinement, and it's ready to face tomorrow head-on.



“Sit in it. Drive it. Gaze at it.
Give it a chance, and it's going
to reward you.”

— Randy Stephens, Chief Engineer



Left to right: **Touring** shown in Wind Chill Pearl⁵³ with available Advanced Safety Package.
Hybrid Limited shown in Opulent Amber with available Advanced Safety Package.

See numbered footnotes in Disclosures section.



TOURING

Daring in every detail.

Standing out with a style of its own, Avalon Touring adds to the dynamic look of the exterior with piano-black accents. From the sport mesh front grille all the way to the rear diffuser, subtle contrasts in color leave you with a clean, modern look while hinting at its aggressive side.

19-IN. SPORT WHEELS

Take on corners in style. Avalon Touring's 3-D machined and gloss-black-finished 19-in. wheels have been manufactured with depth and precision to complement its distinctive design.

Touring shown in Wind Chill Pearl⁵³ with available Advanced Safety Package.

See numbered footnotes in Disclosures section.

TOURING

QUAD EXHAUST TIPS

Beneath the rear bumper, a dual exhaust with quad chrome tips, along with a rear diffuser, gives Avalon Touring a powerful look. Start the engine and hear the inspiring sound of a specially tuned sport exhaust system, letting you know it's ready to perform.



REAR SPOILER

The piano-black rear spoiler on Avalon Touring adds to its sporty look while also reducing lift by disrupting the air that flows over it.

Touring shown in Wind Chill Pearl⁵³ with available Advanced Safety Package.

See numbered footnotes in Disclosures section.

Purpose meets performance.

The all-new Avalon has been designed to be smarter and more rewarding. By taking advantage of the Toyota New Global Architecture (TNGA), engineers have been able to deliver a higher level of both handling and ride comfort. The lower, wider and longer platform gives you confidence in every turn, while the available steering wheel-mounted paddle shifters provide responsiveness by allowing you to shift gears manually. Inside, expansive cabin space gives you the exceptional rear shoulder, knee and head room you've come to expect from a flagship sedan.



AERODYNAMICS

Move effortlessly. Avalon features tangential vents on the sides of its front bumper, a rear diffuser, underbody panels and an available rear spoiler — all to help shave its coefficient of drag to 0.27, increase fuel efficiency and improve vehicle quietness.

Touring shown in Wind Chill Pearl⁵³ with available Advanced Safety Package.

See numbered footnotes in Disclosures section.



SPORT-EXCLUSIVE SOUND

Found on Avalon Touring and available on XSE, Engine Sound Enhancement (ESE) bumps up the engine's voice through the vehicle's audio system. The Intake Sound Generator (ISG) and sport exhaust will also produce an aggressive note during acceleration. For those times you just want to cruise quietly around town, Active Noise Control (ANC) sends noise-canceling sound waves into the cabin to filter out unwanted sound.

Touring shown in Wind Chill Pearl⁵³ with available Advanced Safety Package.

See numbered footnotes in Disclosures section.

ENGINEERING AND PERFORMANCE



Touring interior shown in Black SofTex® and Ultrasuede® trim with genuine stitching and available Advanced Safety Package.

See numbered footnotes in Disclosures section.

SPORT AND SPORT+ MODES

Press Sport Mode to indulge your spirited side and Sport+ Mode to unleash Avalon Touring's full driving potential. These modes change the driving characteristics by responding in a more dynamic way. Touring's new Adaptive Variable Suspension (AVS) provides instantaneous damping adjustments to maximize handling and stability on every road.



3.5L V6 ENGINE

Feel a rush every time you step on the pedal. The 3.5-liter V6 engine delivers more power with less fuel consumption. Equipped with the latest technology, like Variable Valve Timing-intelligent Wide (VVT-iW) and D-4S direct-injection paired with a smooth Direct Shift 8-speed transmission, Avalon can deliver whenever you feel the urge.





Touring shown in Wind Chill Pearl⁵³ with available Advanced Safety Package.

See numbered footnotes in Disclosures section.

A wide-angle, high-quality photograph of the interior of a Toyota Avalon Touring. The view is from the driver's perspective, looking towards the front of the car. The steering wheel is black with a leather-like texture and features the Toyota logo in the center. Behind the wheel, the instrument cluster includes a speedometer and other gauges. The center console is the focal point, featuring a large, vertical touchscreen display showing a navigation map. Below the screen are physical buttons for climate control and other functions. The gear shift lever is positioned in the center console, and the handbrake is visible to the right. The interior is finished with a combination of black leather and perforated leather, with visible stitching. The dashboard and door panels are also visible, showing a sleek, modern design. The car is parked in front of a modern building with large windows, and the scene is lit with warm, golden light, suggesting sunset or sunrise.

INTERIOR

AVALON TOURING INTERIOR

Inside, the sleek look of Avalon Touring continues. From its leather-wrapped steering wheel, to the Ultrasuede® material found on the seat surfaces and door panels, to the real aluminum trim, you'll appreciate the dedication that goes into every detail. And with its advanced Engine Sound Enhancement, it's quality you can hear, feel and see in every drive.

Touring interior shown in Black Softex® and Ultrasuede® trim with genuine stitching and available Advanced Safety Package.

Smart technology that keeps up with you.

Discover more control at your fingertips. Avalon is filled with an array of seamless multimedia features like *Bluetooth*^{®9} connectivity, Amazon Alexa⁵⁴ connectivity, and Entune™ 3.0⁴ — allowing you to bring all the best technology with you, no matter where you go. What's more, smartwatch connectivity allows you to stay in touch with Avalon even while you're away. It's time to pursue more and enjoy more of what your adventures have to offer.



WEARABLE CONNECTIVITY

Newly enhanced available Toyota Remote Connect¹⁷ gives you amazing control of Avalon, all from your Apple Watch^{®55} or Android™ smartwatch⁵³. Through touch or voice commands, you can locate your vehicle, lock or unlock the doors, or even start the engine!^{17, 64} Apple Watch[®] shown.



APPLE CARPLAY™¹²

A Toyota first, Avalon offers Apple CarPlay™ support as a standard feature. Pair your compatible iPhone^{®7} and get directions, make calls, send and receive messages, and listen to your own playlist — all while maintaining focus on your drive.



ENTUNE™ 3.0⁴

Found within the floating center stack is Avalon's next-generation Entune™ 3.0 system. A large 9-in. multimedia touch-screen display comes with pinch-and-zoom navigation controls that are intuitive and easy to use. Get important information and fun for the road with Entune™ 3.0⁴ App Suite, and connect up to five devices using its onboard Wi-Fi Connect Powered by Verizon¹⁸ hotspot.

Intensify every moment.

Loaded with a wealth of state-of-the-art technology, Avalon will take your day-to-day drives to the next level. Thoughtful features include an available 10-in. color Head-Up Display (HUD) that's projected onto the windshield for a distraction-free view of vehicle speed, turn-by-turn directions, and more. Advanced technology is present even in the things you can't see. The crisp sound of an available 14-speaker JBL®⁵⁶ Audio system, the convenience of Wi-Fi capability¹⁸ and the comfort of available heated and ventilated front seats all help take you beyond your expectations.



JBL®⁵⁶ AUDIO SYSTEM

Experience the sound of luxury through Avalon's available JBL® w/Clari-Fi™²⁰ audio system. With its 1200 watts, 14 speakers, 7.1-channel surround sound, and high-quality hardware, software and structural engineering, phenomenal sound is delivered to amp up every drive.




QI WIRELESS CHARGING^{3, 21}

No wires. No worry. Avalon features available Qi-compatible wireless smartphone charging. Simply place your Qi-compatible device underneath the center stack's nonslip surface to easily charge it up. For more convenience, five USB 2.0 ports⁶ let anyone find a connection from any seat.



MULTI-INFORMATION DISPLAY

Get all the vital info you need at a glance. Avalon's 7-in. Multi-Information Display (MID) in the instrument cluster is easy to use and shows safety info and alerts, your current mpg, turn-by-turn directions, and more — all on one display.

A detailed view of the front interior of a Toyota Avalon Limited. The image shows the driver's side with a leather-wrapped steering wheel featuring the Toyota logo, a digital instrument cluster, and a large central infotainment screen displaying a navigation map. The center console has a gear shifter and handbrake. The seats are upholstered in a light-colored, perforated leather. The dashboard and door panels have a dark, textured finish. The car is parked in front of a modern building at night, with interior lights visible through the windows.

INTERIOR

AVALON LIMITED INTERIOR

The craftsmanship inside Avalon Limited will make you never want to leave. Authentic materials, such as real wood trim and available Cognac Leather-trimmed seat surfaces, highlight the uncomplicated interior, while the supportive seats display a unique perforation pattern and two-tone quilted stitching that raise its premium feel. Even road noise has been suppressed for a quieter cabin during every drive.

Hybrid Limited interior shown in available premium perforated Cognac Leather trim with genuine stitching and available Advanced Safety Package.

Driven for more.

Avalon Limited makes a statement wherever you go. Whether it's equipped with the powerful 3.5-liter V6 or the newly developed 2.5-liter Dynamic Force Engine and hybrid system, you'll be surprised how far you can go. Avalon Hybrid helps maximize fuel efficiency in ECO Mode, or can run entirely on the electric motors, under certain conditions, to help reduce noise and emissions when switched to EV Mode.^{25, 26} From its compact battery and lightweight power control unit to its auto-glide control that promotes efficient coasting, Avalon Hybrid has up to an impressive estimated 44 hwy mpg⁵⁷ and amplified fun.



Hybrid Limited shown in Opulent Amber with available Advanced Safety Package.

See numbered footnotes in Disclosures section.



Safety that helps look out for you.

Avalon's standard Toyota Safety Sense™ P (TSS-P)³⁸ is a suite of active safety features that are designed to help protect you from potential danger and, in the event of an accident, reduce the extent of the damage. TSS-P's comprehensive features use radar and a camera, as well as vehicle controls, to help keep you safe under certain circumstances.



PRE-COLLISION SYSTEM³⁹ WITH PEDESTRIAN DETECTION⁴⁰ (PCS w/PD)

Using an in-vehicle camera and radar to help detect a vehicle or a pedestrian in front of you, the Pre-Collision System with Pedestrian Detection (PCS w/PD) can help you mitigate or avoid potential collision. If the system determines that a frontal collision is likely, it prompts you to take action using audio and visual alerts. If you notice the potential collision and apply the brakes, PCS w/PD may apply additional force using Brake Assist (BA)³³. If you don't brake in time, it may automatically apply the brakes to reduce your speed, helping to minimize the likelihood of a frontal collision or reduce its severity.




LANE DEPARTURE ALERT WITH STEERING ASSIST (LDA w/SA)⁴¹

Under certain circumstances, Lane Departure Alert (LDA) is designed to detect lane departure on roads with visible lane markings. LDA only activates when you're traveling at a speed of 32 mph or faster. When you hear and see the alert, after carefully checking the road around you, you should safely direct your vehicle back to the center of your lane. In addition, if the system senses that you're unintentionally drifting, it may automatically make small corrective steering inputs to help keep your vehicle in its lane.



AUTOMATIC HIGH BEAMS (AHB)⁴²

Automatic High Beams (AHB) are a safety system designed to help you see more clearly at night — without blinding other drivers. Designed to activate at speeds above 25 mph, AHB rely on an in-vehicle camera to help detect the headlights of oncoming vehicles and taillights of preceding vehicles, then automatically toggle between high and low beams accordingly to provide the appropriate amount of light. By using high beams more frequently, the system may allow earlier detection of pedestrians and obstacles.



DYNAMIC RADAR CRUISE CONTROL (DRCC)²⁴

Intended for highways and similar to "constant speed" cruise control, Dynamic Radar Cruise Control (DRCC) lets you drive at a preset speed. DRCC uses vehicle-to-vehicle distance control, which adjusts your speed, to help you maintain a preset distance from vehicles ahead of you that are driving at a slower speed. DRCC uses a front-grille-mounted radar and an in-vehicle camera designed to detect vehicles and their distance. If a driver is traveling slower than you, or within your preset range, DRCC will automatically slow your vehicle down without deactivating cruise control. If DRCC determines you need to slow down more, an audio and visual alert notifies you and brakes are applied. When there's no longer a vehicle driving slower than your set speed in front of you, DRCC will then accelerate and regular cruise control will resume.

SAFETY



Touring shown in Wind Chill Pearl⁵³ with available Advanced Safety Package.

Reduce the element of surprise.

Safety is at Avalon's core. A comprehensive suite of six advanced safety features helps keep you out of harm's way. This system includes Enhanced Vehicle Stability Control (VSC),³² Traction Control (TRAC), Anti-lock Brake System (ABS), Electronic Brake-force Distribution (EBD), Brake Assist (BA)³³ and Smart Stop Technology® (SST)³⁴ — all standard on every Avalon. Available adaptive cornering lights not only light up every turn, but will also illuminate when in Reverse.



BIRD'S EYE VIEW CAMERA²⁷ WITH PERIMETER SCAN

Avalon's available Bird's Eye View Camera with Perimeter Scan uses front-, side- and rear-mounted cameras to display a composite view as seen from above.



INTELLIGENT CLEARANCE SONAR⁴⁴ WITH REAR CROSS-TRAFFIC BRAKING⁴⁵

See more of what matters. Avalon's available Intelligent Clearance Sonar (ICS) warns you both audibly and visually when it detects nearby pedestrians or vehicles. Under certain low-speed conditions, Rear Cross-Traffic Braking (RCTB) is designed to reduce engine power and apply the brakes if necessary.



BLIND SPOT MONITOR² WITH REAR CROSS-TRAFFIC ALERT⁴³

Blind Spot Monitor (BSM) is designed to warn you when a vehicle in the next lane enters Avalon's blind spot on either side. When in Reverse, Rear Cross-Traffic Alert (RCTA) helps detect vehicles approaching from either side, warning you with side mirror indicators and a warning tone. When Avalon is equipped with the available Bird's Eye View Camera,²⁷ visual alerts are also shown on the multimedia display.



XLE

Powertrain

- 3.5-Liter V6 with 301 hp @ 6600 rpm
- 22 city/32 hwy/26 combined est. mpg⁵⁸
- Direct Shift-8AT (8-Speed Electronically Controlled automatic Transmission)

Exterior Features

- LED reflector headlights and LED Daytime Running Lights (DRL)
- Front chrome grille surround with dark gray insert
- Color-keyed heated power outside mirrors with turn signal and blind spot warning² indicators
- 17-in. silver-painted alloy wheels with P215/55R17 tires
- Dual exhaust with chrome tips

Interior Features

- Dual zone automatic climate control with air filter and rear-seat vents
- Entune™ 3.0⁴ Audio Plus with App Suite⁴, Apple CarPlay™¹² connectivity, Scout® GPS Link¹⁰ compatible and Entune™ 3.0⁴ Toyota Connected Services
- Integrated backup camera²² with dynamic gridlines
- 7-in. TFT Multi-Information Display (MID)
- SofTex®-trimmed heated front seats
- 60/40 split folding rear seats with two adjustable and one fixed headrest, armrest with cup holders
- 3-mode switch (ECO, Normal, Sport)
- Smart Key System²⁸ on front doors and trunk with Push Button Start
- Four USB 2.0 charge ports⁶
- One USB media port⁶

Safety/Convenience

- Star Safety System™
- Ten airbags³⁵
- Toyota Safety Sense™ P (TSS-P)³⁸ — Pre-Collision System³⁹ with Pedestrian Detection⁴⁰ (PCS w/PD), Lane Departure Alert with Steering Assist (LDA w/SA)⁴¹, Automatic High Beams (AHB)⁴² and Full-Speed Range Dynamic Radar Cruise Control (DRCC)²⁴
- Safety Connect®¹⁵ — includes Emergency Assistance, Stolen Vehicle Locator, Roadside Assistance³⁷ and Automatic Collision Notification. Available by subscription. 3-year trial subscription.
- Blind Spot Monitor (BSM)² with Rear Cross-Traffic Alert (RCTA)⁴³
- ToyotaCare⁴⁸ featuring a no cost maintenance plan with roadside assistance³⁷

Options and Packages

- JBL®⁵⁶ Audio Upgrade — includes Entune™ 3.0⁴ Audio Plus with App Suite⁴ — includes JBL®²⁰ w/Clari-Fi™²⁰ with 14 speakers
- Moonroof Package — includes power tilt/slide moonroof with sliding sunshade², Qi-compatible wireless smartphone charging^{3, 21}



XSE

Adds to or replaces features offered on XLE

Powertrain

- 3.5-Liter V6 with 301 hp @ 6600 rpm
- 22 city/31 hwy/25 combined est. mpg⁵²
- Direct Shift-8AT (8-Speed Electronically Controlled automatic Transmission)

Exterior Features

- Sport-tuned suspension
- Power tilt/slide moonroof
- LED reflector headlights with smoked chrome bezels and on/off feature; LED Daytime Running Lights (DRL) with auto on/off feature
- Front piano-black grille with sport mesh insert
- Piano-black heated power outside mirrors, turn signal and blind spot warning² indicators
- 19-in. black-painted machined-finish alloy wheels with P235/40R19 tires
- Piano-black rear spoiler
- Dual exhaust with quad chrome tips

Interior Features

- Intake Sound Generator (ISG)
- SofTex®-trimmed seats with perforation and Ultrasuede® heated front seats
- Tilt/telescopic premium leather-wrapped steering wheel, Multi-Information Display (MID), paddle shifters, audio, Bluetooth®⁹ hands-free phone and voice-command controls
- Genuine aluminum interior trim
- Aluminum pedal covers
- Frameless auto-dimming rearview mirror with compass and HomeLink®²⁹ universal transceiver

Safety/Convenience

- Star Safety System™
- Ten airbags³⁵
- Toyota Safety Sense™ P (TSS-P)³⁸ — Pre-Collision System³⁹ with Pedestrian Detection⁴⁰ (PCS w/PD), Lane Departure Alert with Steering Assist (LDA w/SA)⁴¹, Automatic High Beams (AHB)⁴² and Full-Speed Range Dynamic Radar Cruise Control (DRCC)²⁴
- Safety Connect®¹⁵ — includes Emergency Assistance, Stolen Vehicle Locator, Roadside Assistance³⁷ and Automatic Collision Notification. Available by subscription. 3-year trial subscription.
- Blind Spot Monitor (BSM)² with Rear Cross-Traffic Alert (RCTA)⁴³
- ToyotaCare⁴⁸ featuring a no cost maintenance plan with roadside assistance³⁷

Options and Packages

- JBL®⁵⁶ Audio Upgrade — includes Entune™ 3.0⁴ Audio Plus with App Suite⁴ — includes JBL®²⁰ w/Clari-Fi™²⁰ with 14 speakers plus Engine Sound Enhancement (ESE) with Active Noise Control (ANC) and sport sound-tuned exhaust



Touring

Adds to or replaces features offered on XSE

Powertrain

- 3.5-Liter V6 with 301 hp @ 6600 rpm
- 22 city/31 hwy/25 combined est. mpg⁶²
- Direct Shift-8AT (8-Speed Electronically Controlled automatic Transmission)

Exterior Features

- Adaptive Variable Suspension (AVS) system
- LED headlights with smoked chrome bezels and on/off feature; fully integrated LED Daytime Running Lights (DRL) with auto on/off feature and laser-ablation design with dynamic auxiliary turn signals
- LED taillights with laser-ablation design and dynamic auxiliary turn signals
- Piano-black heated power outside mirrors, turn signal and blind spot warning² indicators, and memory features
- Sport sound-tuned exhaust

Interior Features

- Entune™ 3.0⁴ Premium Audio with JBL®²⁰ w/Clari-Fi™²⁰ Dynamic Navigation¹⁹ and App Suite⁴ — includes 14 speakers including subwoofer and 1200W amplifier
- Active Noise Control (ANC)
- Engine Sound Enhancement (ESE)
- 8-way adjustable driver's seat with 4-way power lumbar support; 8-way adjustable passenger seats with 4-way power lumbar support
- Heated and ventilated front seats
- Heated rear seats
- Heated tilt/telescopic premium leather-wrapped steering wheel
- 4-mode switch (ECO, Normal/Custom, Sport, Sport+)
- 10-in. color Head-Up Display (HUD) with customizable settings
- Ambient lighting for cup holders, side of console and door handles

Safety/Convenience

- Star Safety System™
- Ten airbags³⁵
- Toyota Safety Sense™ P (TSS-P)³⁸ — Pre-Collision System³⁹ with Pedestrian Detection⁴⁰ (PCS w/PD), Lane Departure Alert with Steering Assist (LDA w/SA)⁴¹, Automatic High Beams (AHB)⁴² and Full-Speed Range Dynamic Radar Cruise Control (DRCC)²⁴
- Safety Connect®¹⁵ — includes Emergency Assistance, Stolen Vehicle Locator, Roadside Assistance³⁷ and Automatic Collision Notification. Available by subscription. 3-year trial subscription.
- Blind Spot Monitor (BSM)² with Rear Cross-Traffic Alert (RCTA)⁴³
- ToyotaCare⁴⁸ featuring a no cost maintenance plan with roadside assistance³⁷

Options and Packages

- Advanced Safety Package — includes Bird's Eye View Camera²⁷ with Perimeter Scan, Intelligent Clearance Sonar (ICS)⁴⁴ with Rear Cross-Traffic Braking (RCTB)⁴⁵



Limited

Adds to or replaces features offered on XLE

Powertrain

- 3.5-Liter V6 with 301 hp @ 6600 rpm
- 22 city/31 hwy/25 combined est. mpg⁵²
- Direct Shift-8AT (8-Speed Electronically Controlled automatic Transmission)

Exterior Features

- LED headlights with smoked chrome bezels and on/off feature; fully integrated LED Daytime Running Lights (DRL) with auto on/off feature and laser-ablation design with dynamic auxiliary turn signals
- LED taillights with laser-ablation design and dynamic auxiliary turn signals
- Color-keyed heated, auto-dimming power outside mirrors, turn signal and blind spot warning² indicators, and memory features
- 18-in. SuperChrome alloy wheels with P235/45R18 tires
- Power tilt/slide moonroof

Interior Features

- Entune™ 3.0⁴ Premium Audio with JBL®²⁰ w/Clari-Fi™²⁰ Dynamic Navigation¹⁹ and App Suite⁴ — includes 14 speakers including subwoofer and 1200W amplifier
- Premium leather-trimmed heated and ventilated front seats
- Heated rear seats
- Heated tilt/telescopic premium leather-wrapped steering wheel
- 10-in. color Head-Up Display (HUD) with customizable settings
- Genuine wood interior trim
- Ambient lighting for cup holders, side of console and door handles
- Frameless auto-dimming rearview mirror with compass and HomeLink®²⁹ universal transceiver

Safety/Convenience

- Star Safety System™
- Ten airbags³⁵
- Toyota Safety Sense™ P (TSS-P)³⁸ — Pre-Collision System³⁹ with Pedestrian Detection⁴⁰ (PCS w/PD), Lane Departure Alert with Steering Assist (LDA w/SA)⁴¹ Automatic High Beams (AHB)⁴² and Full-Speed Range Dynamic Radar Cruise Control (DRCC)²⁴
- Safety Connect®¹⁵ — includes Emergency Assistance, Stolen Vehicle Locator, Roadside Assistance³⁷ and Automatic Collision Notification. Available by subscription. 3-year trial subscription.
- Blind Spot Monitor (BSM)² with Rear Cross-Traffic Alert (RCTA)⁴³
- ToyotaCare⁴⁸ featuring a no cost maintenance plan with roadside assistance³⁷

Options and Packages

- Advanced Safety Package — includes Bird's Eye View Camera²⁷ with Perimeter Scan, Intelligent Clearance Sonar (ICS)⁴⁴ with Rear Cross-Traffic Braking (RCTB)⁴⁵



Hybrid XLE

Powertrain

- Hybrid: 2.5-Liter Dynamic Force 4-Cylinder Engine
- Hybrid system net power: 215 net hp (160 kW)
- 43 city/44 hwy/44 combined est. mpg⁵⁷
- Electronically controlled Continuously Variable Transmission (ECVT)

Exterior Features

- LED reflector headlights and LED Daytime Running Lights (DRL)
- Front chrome grille surround with dark gray insert and active grille shutter
- 17-in. silver-painted alloy wheels with P215/55R17 tires
- Single hidden exhaust

Interior Features

- Dual zone automatic climate control with air filter, electric compressor, humidity sensor and rear-seat vents
- Entune™ 3.0⁴ Audio Plus with App Suite⁴ Apple CarPlay™¹² connectivity, Scout® GPS Link¹⁰ compatible and Entune™ 3.0⁴ Toyota Connected Services
- Integrated backup camera²² with dynamic gridlines
- 7-in. TFT Multi-Information Display (MID) with customizable settings
- SofTex®-trimmed heated front seats
- 60/40 split folding rear seats with two adjustable and one fixed headrest, armrest with cup holders
- 4-mode switch (EV^{25, 26} ECO, Normal, Sport)
- Smart Key System²⁸ on front doors and trunk with Push Button Start
- Four USB 2.0 charge ports⁶
- One USB media port⁶

Safety/Convenience

- Collision sensors: deactivate high-voltage battery
- Star Safety System™
- Ten airbags³⁵
- Toyota Safety Sense™ P (TSS-P)³⁸ — Pre-Collision System³⁹ with Pedestrian Detection⁴⁰ (PCS w/PD), Lane Departure Alert with Steering Assist (LDA w/SA)⁴¹ Automatic High Beams (AHB)⁴² and Full-Speed Range Dynamic Radar Cruise Control (DRCC)²⁴
- Safety Connect®¹⁵ — includes Emergency Assistance, Stolen Vehicle Locator, Roadside Assistance³⁷ and Automatic Collision Notification. Available by subscription. 3-year trial subscription.
- Blind Spot Monitor (BSM)² with Rear Cross-Traffic Alert (RCTA)⁴³
- ToyotaCare⁴⁸ featuring a no cost maintenance plan with roadside assistance³⁷

Options and Packages

- JBL®⁵⁶ Audio Upgrade — includes Entune™ 3.0⁴ Audio Plus with App Suite⁴ — includes JBL®²⁰ w/Clari-Fi™²⁰ with 14 speakers
- Moonroof Package — includes power tilt/slide moonroof with sliding sunshade³ Qi-compatible wireless smartphone charging^{3, 21}



Hybrid XSE

Adds to or replaces features offered on Hybrid XLE

Powertrain

- Hybrid: 2.5-Liter Dynamic Force 4-Cylinder Engine
- Hybrid system net power: 215 net hp (160 kW)
- 43 city/43 hwy/43 combined est. mpg⁵²
- Electronically controlled Continuously Variable Transmission (ECVT)

Exterior Features

- Sport-tuned suspension
- LED reflector headlights with smoked chrome bezels and on/off feature; LED Daytime Running Lights (DRL) with auto on/off feature
- Front piano-black grille with sport mesh insert and active grille shutter
- Piano-black heated power outside mirrors, turn signal and blind spot warning² indicators
- 18-in. dark-gray-painted alloy wheels with P235/45R18 tires
- Power tilt/slide moonroof

Interior Features

- SofTex®-trimmed seats with perforation and Ultrasuede® heated front seats
- Tilt/telescopic premium leather-wrapped steering wheel, Multi-Information Display (MID), paddle shifters, audio, Bluetooth®⁹ hands-free phone and voice-command controls
- Genuine aluminum interior trim
- Aluminum pedal covers
- Frameless auto-dimming rearview mirror with compass and HomeLink®²⁹ universal transceiver

Safety/Convenience

- Star Safety System™
- Ten airbags³⁵
- Toyota Safety Sense™ P (TSS-P)³⁸ — Pre-Collision System³⁹ with Pedestrian Detection⁴⁰ (PCS w/PD), Lane Departure Alert with Steering Assist (LDA w/SA)⁴¹ Automatic High Beams (AHB)⁴² and Full-Speed Range Dynamic Radar Cruise Control (DRCC)²⁴
- Safety Connect®¹⁵ — includes Emergency Assistance, Stolen Vehicle Locator, Roadside Assistance³⁷ and Automatic Collision Notification. Available by subscription. 3-year trial subscription.
- Blind Spot Monitor (BSM)² with Rear Cross-Traffic Alert (RCTA)⁴³
- ToyotaCare⁴⁸ featuring a no cost maintenance plan with roadside assistance³⁷

Options and Packages

- JBL®⁵⁶ Audio Upgrade — includes Entune™ 3.0⁴ Audio Plus with App Suite⁴ — includes JBL®²⁰ w/Clari-Fi™²⁰ with 14 speakers



Hybrid Limited

Adds to or replaces features offered on Hybrid XLE

Powertrain

- Hybrid: 2.5-Liter Dynamic Force 4-Cylinder Engine
- Hybrid system net power: 215 net hp (160 kW)
- 43 city/43 hwy/43 combined est. mpg⁵²
- Electronically controlled Continuously Variable Transmission (ECVT)

Exterior Features

- LED headlights with smoked chrome bezels and on/off feature; fully integrated LED Daytime Running Lights (DRL) with auto on/off feature and laser-ablation design with dynamic auxiliary turn signals
- LED taillights with laser-ablation design and dynamic auxiliary turn signals
- Color-keyed heated, auto-dimming power outside mirrors, turn signal and blind spot warning² indicators, and memory features
- 18-in. SuperChrome alloy wheels with P235/45R18 tires

Interior Features

- Entune™ 3.0⁴ Premium Audio with JBL®²⁰ w/Clari-Fi™²⁰ Dynamic Navigation¹⁹ and App Suite⁴ — includes 14 speakers including subwoofer and 1200W amplifier
- Premium leather-trimmed heated and ventilated front seats
- Heated rear seats
- 10-in. color Head-Up Display (HUD) with customizable settings
- Genuine wood interior trim
- Ambient lighting for cup holders, side of console and door handles
- Heated tilt/telescopic premium leather-wrapped steering wheel

Safety/Convenience

- Star Safety System™
- Ten airbags³⁵
- Toyota Safety Sense™ P (TSS-P)³⁸ — Pre-Collision System³⁹ with Pedestrian Detection⁴⁰ (PCS w/PD), Lane Departure Alert with Steering Assist (LDA w/SA),⁴¹ Automatic High Beams (AHB)⁴² and Full-Speed Range Dynamic Radar Cruise Control (DRCC)²⁴
- Safety Connect®¹⁵ — includes Emergency Assistance, Stolen Vehicle Locator, Roadside Assistance³⁷ and Automatic Collision Notification. Available by subscription. 3-year trial subscription.
- Blind Spot Monitor (BSM)² with Rear Cross-Traffic Alert (RCTA)⁴³
- ToyotaCare⁴⁸ featuring a no cost maintenance plan with roadside assistance³⁷

Options and Packages

- Advanced Safety Package — includes Bird's Eye View Camera²⁷ with Perimeter Scan, Intelligent Clearance Sonar (ICS)⁴⁴ with Rear Cross-Traffic Braking (RCTB)⁴⁵

WHEELS

Wheels



XLE and Hybrid XLE 17-in. silver-painted alloy wheels with P215/55R17 tires



Limited and Hybrid Limited 18-in. SuperChrome alloy wheels with P235/45R18 tires



XSE and Touring 19-in. black-painted machined-finish alloy wheels with P235/40R19 tires



Hybrid XSE 18-in. dark-gray-painted alloy wheels with P235/45R18 tires


Color




Midnight Black Metallic Parisian Night Pearl



Ruby Flare Pearl⁵³ Opulent Amber




Brownstone Harbor Gray Metallic



Celestial Silver Metallic Wind Chill Pearl⁵³

Trim

Also available in




XLE SofTex® shown in Black Graphite Harvest Beige

Also available in



XSE and Touring SofTex® with Ultrasuede® shown in Black Graphite

Also available in



Limited premium perforated Cognac Leather trim Graphite Harvest Beige

*Not all colors and trims available on all model grades. See dealer for details. See numbered footnotes in Disclosures section.

ACCESSORIES

A wide range of Genuine Toyota Accessories is available to help make driving your Avalon even more fun. Now your Avalon can reflect your personal style. There's something for everyone. Some accessories may not be available in all regions of the country. For a complete list of accessories, go to toyota.com/avalon.

Alloy wheel locks
All-weather floor liners⁵⁹
Body side moldings
Cargo tote⁵¹
Cargo tray⁵¹

Carpet floor mats⁵⁹
Carpet trunk mat
Door edge guards
Emergency assistance kit

First aid kit
Illuminated doorsills
Mudguards
Paint protection film⁶⁰

Rear bumper appliqué
TRD oil cap
TRD oil filter
Universal tablet holder⁶¹



Door edge guards



Alloy wheel locks



Body side moldings



Mudguards



All-weather floor liners⁵⁹



Cargo tray⁵¹



Cargo tote⁵¹



Carpet trunk mat

WARRANTIES

Every Toyota Car, Truck and SUV is built to exceptional standards. And that's not idle boasting. We back it up with these Limited Warranty Coverages:

Basic: 36 months/36,000 miles (all components other than normal wear and maintenance items).

Hybrid-Related Component Coverage: Hybrid-related components, including the HV battery, battery control module, hybrid control module and inverter with converter, are covered for 8 years/100,000 miles. The HV battery may have longer coverage under emissions warranty. Refer to applicable Warranty and Maintenance Guide for details.

Powertrain: 60 months/60,000 miles (engine, transmission/transaxle, drive system, seatbelts and airbags).

Rust-Through: 60 months/unlimited miles (corrosion perforation of sheet metal).

Emissions: Coverages vary under Federal and California regulations. Refer to applicable *Warranty and Maintenance Guide* for details.

Accessories: For Genuine Toyota Accessories purchased at the time of the new vehicle purchase, the Toyota Accessory Warranty coverage is in effect for 36 months/36,000 miles from the vehicle's in-service date, which is the same coverage as the Toyota New Vehicle Limited Warranty.

For Genuine Toyota Accessories purchased after the new vehicle purchase the coverage is 12 months, regardless of mileage, from the date the accessory was installed on the vehicle, or the remainder of any applicable new vehicle warranty, whichever provides greater coverage.

You may be eligible for transportation assistance if it's necessary that your vehicle be kept overnight for repairs covered under warranty. Please see your authorized Toyota dealership for further details.

For complete details about Toyota's warranties, please visit www.toyota.com, refer to the applicable *Warranty and Maintenance Guide* or see your Toyota dealer.

FEATURES¹

EXTERIOR	XLE	XSE	TOURING	LIMITED	HYBRID XLE	HYBRID XSE	HYBRID LIMITED
LED reflector headlights and LED Daytime Running Lights (DRL) with auto on/off feature	S	-	-	-	S	-	-
LED reflector headlights with smoked chrome bezels and on/off feature; LED Daytime Running Lights (DRL) with auto on/off feature	-	S	-	-	-	S	-
LED headlights with smoked chrome bezels and on/off feature; fully integrated LED Daytime Running Lights (DRL) with auto on/off feature and laser-ablation design with dynamic auxiliary turn signals	-	-	S	S	-	-	S
LED taillights	S	S	-	-	S	S	-
LED taillights with laser-ablation design and dynamic auxiliary turn signals	-	-	S	S	-	-	S
Front chrome grille surround with dark gray insert	S	-	-	S	-	-	-
Front chrome grille surround with dark gray insert and active grille shutter	-	-	-	-	S	-	S
Front piano-black grille with sport mesh insert	-	S	S	-	-	-	-
Front piano-black grille with sport mesh insert and active grille shutter	-	-	-	-	-	S	-
Color-keyed heated power outside mirrors with turn signal and blind spot warning ² indicators	S	-	-	-	S	-	-
Color-keyed heated, auto-dimming power outside mirrors, turn signal and blind spot warning ² indicators, and memory features	-	-	-	S	-	-	S
Piano-black heated, auto-dimming power outside mirrors, turn signal and blind spot warning ² indicators, and memory features	-	-	S	-	-	-	-
Piano-black heated power outside mirrors with turn signal and blind spot warning ² indicators	-	S	-	-	-	S	-
Aerodynamic front tangential venting	S	S	S	S	S	S	S
Power tilt/slide moonroof with sliding sunshade ³	P	S	S	S	P	S	S
17-in. silver-painted alloy wheels with P215/55R17 tires	S	-	-	-	S	-	-
18-in. SuperChrome alloy wheels with P235/45R18 tires	-	-	-	S	-	-	S
19-in. black-painted machined-finish alloy wheels with P235/40R19 tires	-	S	S	-	-	-	-
18-in. dark-gray-painted alloy wheels with P235/45R18 tires	-	-	-	-	-	S	-
Washer-linked variable intermittent windshield wipers	S	S	S	S	S	S	S
Acoustic noise-reducing windshield and driver and front passenger side windows	S	S	S	S	S	S	S
High Solar Energy-Absorbing (HSEA) glass	S	S	S	S	S	S	S
Piano-black rear spoiler	-	S	S	-	-	S	-
Dual exhaust with chrome tips	S	-	-	S	-	-	-
Dual exhaust with quad chrome tips	-	S	S	-	-	-	-
Single hidden exhaust	-	-	-	-	S	S	S
Intake Sound Generator (ISG)	-	S	S	-	-	-	-
Sport sound-tuned exhaust	-	P	S	-	-	-	-
INTERIOR							
Dual zone automatic climate control with air filter and rear-seat vents	S	S	S	S	-	-	-
Dual zone automatic climate control with air filter, electric compressor, humidity sensor and rear-seat vents	-	-	-	-	S	S	S
Entune™ 3.0 ⁴ Audio Plus with App Suite ⁴ — includes eight speakers, 9-in. touch-screen, AM/FM/HD Radio™ ⁵ auxiliary port, one USB 2.0 media port ⁵ with iPod® ⁷ connectivity and control, four USB charge ports ⁶ advanced voice recognition ⁸ hands-free phone capability and music streaming ⁹ via Bluetooth® ⁹ wireless technology, Scout® GPS Link ¹⁰ compatible with 3-year trial, Siri® Eyes Free, ¹¹ Apple CarPlay™ ¹² compatible, SiriusXM® Satellite Radio ¹³ with 3-month SiriusXM All Access trial ¹⁴ Entune™ 3.0 ⁴ Toyota Connected Services — Safety Connect® ¹⁵ with 3-year trial, Service Connect ¹⁶ with 3-year trial, Remote Connect ¹⁷ with 6-month trial, Wi-Fi Connect Powered by Verizon ¹⁸ with up to 2 GB within 6-month trial. Access to Entune™ 3.0 ⁴ App Suite is subscription-free. See toyota.com/entune for details.	S	S	-	-	S	S	-


FEATURES (continued)

INTERIOR (CONTINUED)	XLE	XSE	TOURING	LIMITED	HYBRID XLE	HYBRID XSE	HYBRID LIMITED
Entune™ 3.0 ⁴ Premium Audio with App Suite, ⁴ Dynamic Navigation ¹⁹ and JBL® ²⁰ w/Clari-Fi™ ²⁰ — includes 14 speakers including subwoofer and 1200W amplifier, 9-in. touch-screen, AM/FM/HD Radio, ^{TM5} auxiliary port, one USB 2.0 media port ⁶ with iPod® ⁷ connectivity and control, four USB charge ports, ⁶ Dynamic Navigation ¹⁹ with 3-year trial, Dynamic POI Search with 3-year trial, Dynamic Voice Recognition with 3-year trial, hands-free phone capability and music streaming ⁹ via Bluetooth® ⁹ wireless technology, Siri® Eyes Free ¹¹ Apple CarPlay™ ¹² compatible, SiriusXM® Satellite Radio ¹³ with 3-month SiriusXM All Access trial ¹⁴ Entune™ 3.0 ⁴ Toyota Connected Services — Safety Connect® ¹⁵ with 3-year trial, Service Connect ¹⁶ with 3-year trial, Remote Connect ¹⁷ with 6-month trial, Wi-Fi Connect Powered by Verizon ¹⁸ with up to 2 GB within 6-month trial, Destination Assist Connect ⁶² with 6-month trial. Access to Entune™ 3.0 ⁴ App Suite is subscription-free. See toyota.com/entune for details.	-	-	S	S	-	-	S
Entune™ 3.0 ⁴ Audio Plus with JBL® ²⁰ w/Clari-Fi™ ²⁰ and App Suite ⁴ — includes 14 speakers including subwoofer and 1200W amplifier, 9-in. touch-screen, AM/FM/HD Radio, ^{TM5} auxiliary port, one USB 2.0 media port ⁶ with iPod® ⁷ connectivity and control, four USB charge ports, ⁶ advanced voice recognition, ⁸ hands-free phone capability and music streaming ⁹ via Bluetooth® ⁹ wireless technology, Scout® GPS Link ¹⁰ compatible with 3-year trial, Siri® Eyes Free ¹¹ Apple CarPlay™ ¹² compatible, SiriusXM® Satellite Radio ¹³ with 3-month SiriusXM All Access trial ¹⁴ Entune™ 3.0 ⁴ Toyota Connected Services — Safety Connect® ¹⁵ with 3-year trial, Service Connect ¹⁶ with 3-year trial, Remote Connect ¹⁷ with 6-month trial, Wi-Fi Connect Powered by Verizon ¹⁸ with up to 2 GB within 6-month trial. Access to Entune™ 3.0 ⁴ App Suite is subscription-free. See toyota.com/entune for details.	O	P	-	-	O	O	-
Engine Sound Enhancement (ESE) with Active Noise Control (ANC)	-	P	S	-	-	-	-
Qi-compatible wireless smartphone charging ^{3,21}	P	S	S	S	P	S	S
Integrated backup camera ²² with dynamic gridlines	S	S	S	S	S	S	S
7-in. TFT Multi-Information Display (MID) with customizable settings, odometer, outside temperature, fuel economy and trip information, current/average fuel economy, distance to empty, average speed, trip distance with timer, TPMS ²³ scheduled maintenance, and warning messages	S	S	S	S	-	-	-
7-in. TFT Multi-Information Display (MID) with customizable settings, odometer, outside temperature, fuel economy and trip information, current/average fuel economy, distance to empty, average speed, hybrid system information, energy monitor, TPMS ²³ scheduled maintenance, and warning messages	-	-	-	-	S	S	S
SofTex®-trimmed heated front seats; 8-way adjustable driver's seat with 2-way power lumbar support; 8-way adjustable passenger seats	S	-	-	-	S	-	-
SofTex®-trimmed seats with perforation and Ultrasuede® heated front seats; 8-way adjustable driver's seat with 2-way power lumbar support; 8-way adjustable passenger seats	-	S	-	-	-	S	-
Premium leather-trimmed heated and ventilated front seats; 8-way adjustable driver's seat with 4-way power lumbar support and memory function; 8-way adjustable passenger seats with 4-way power lumbar support	-	-	-	S	-	-	S
SofTex®-trimmed seats with perforation and Ultrasuede® heated and ventilated front seats; 8-way adjustable driver's seat with 4-way power lumbar support and memory function; 8-way adjustable passenger seats with 4-way power lumbar support	-	-	S	-	-	-	-
60/40 split folding rear seats with two adjustable and one fixed headrest, and armrest with cup holders	S	S	S	S	S	S	S
Heated rear seats	-	-	S	S	-	-	S
Full-Speed Range Dynamic Radar Cruise Control (DRCC) ²⁴	S	S	S	S	S	S	S
Tilt/telescopic leather-wrapped steering wheel with Multi-Information Display (MID), audio and Bluetooth® ⁹ hands-free phone and voice-command controls	S	-	-	-	S	-	-
Tilt/telescopic premium leather-wrapped steering wheel, Multi-Information Display (MID), paddle shifters, audio, Bluetooth® ⁹ hands-free phone and voice-command controls	-	S	-	-	-	S	-
Heated tilt/telescopic premium leather-wrapped steering wheel with memory function, Multi-Information Display (MID), paddle shifters, audio, Bluetooth® ⁹ hands-free phone and voice-command controls	-	-	S	-	-	-	-
Heated tilt/telescopic premium leather-wrapped steering wheel with memory function, Multi-Information Display (MID), audio, Bluetooth® ⁹ hands-free phone and voice-command controls	-	-	-	S	-	-	S
3-mode switch (ECO, Normal, Sport)	S	S	-	S	-	-	-
4-mode switch (EV; ^{25, 26} ECO, Normal, Sport)	-	-	-	-	S	S	S
4-mode switch (ECO, Normal/Custom, Sport, Sport+)	-	-	S	-	-	-	-
10-in. color Head-Up Display (HUD) with customizable settings, speedometer, navigation, shift position, compass, TSS-P indicators, audio, phone, outside temperature and adjustable brightness	-	-	S	S	-	-	-
10-in. color Head-Up Display (HUD) with customizable settings, speedometer, navigation, shift position, compass, TSS-P indicators, audio, phone, outside temperature, Hybrid System Indicator, and adjustable brightness	-	-	-	-	-	-	S
Bird's Eye View Camera ²⁷ with Perimeter Scan, overhead 360-degree view in Drive and Reverse, and curb view	-	-	P	P	-	-	P

See numbered footnotes in Disclosures section.

S = Standard P = Package - = Not available

FEATURES (continued)

INTERIOR (continued)	XLE	XSE	TOURING	LIMITED	HYBRID XLE	HYBRID XSE	HYBRID LIMITED
Hydrographic interior trim	S	-	-	-	S	-	-
Genuine aluminum interior trim	-	S	S	-	-	S	-
Genuine wood interior trim	-	-	-	S	-	-	S
Aluminum pedal covers	-	S	S	-	-	S	-
Ambient lighting for cup holders, side of console and door handles	-	-	S	S	-	-	S
Smart Key System ²⁸ on front doors and trunk with Push Button Start, remote keyless entry system and remote illuminated entry	S	S	S	S	S	S	S
Power windows with 4-window auto up/down, jam protection and retained-power features	S	S	S	S	S	S	S
Rear window defogger with timer	S	S	S	S	S	S	S
Power door locks with shift-linked automatic locking feature with anti-lockout feature	S	S	S	S	S	S	S
Auto-dimming rearview mirror with compass, maplights and HomeLink ^{®29} universal transceiver	S	-	-	-	S	-	-
Frameless auto-dimming rearview mirror with compass and HomeLink ^{®29} universal transceiver	-	S	S	S	-	S	S
Overhead console with maplights, sunglasses storage and Safety Connect ^{®15} button	S	S	S	S	S	S	S
Covered center console, armrest and storage	S	S	S	S	S	S	S
One 12V auxiliary power outlet	S	S	S	S	S	S	S
Four USB 2.0 charge ports ⁶	S	S	S	S	S	S	S
Dual sun visors with sliding extensions and illuminated vanity mirrors	S	S	S	S	S	S	S
Two front and two rear cup holders; two front-door and two rear bottle holders	S	S	S	S	S	S	S
Electric Parking Brake (EPB) ³⁰ with Brake Hold function ³¹	S	S	S	S	S	S	S
SAFETY/CONVENIENCE							
 Star Safety System™ — includes Enhanced Vehicle Stability Control (VSC), ³² Traction Control (TRAC), 4-wheel Anti-lock Brake System (ABS), Electronic Brake-force Distribution (EBD), Brake Assist (BA) ³³ and Smart Stop Technology® (SST) ³⁴	S	S	S	S	S	S	S
Ten airbags ³⁵ — includes driver and front passenger Advanced Airbag System, driver and front passenger seat-mounted side airbags, driver and front passenger knee airbags, rear seat-mounted side airbags, and front and rear side curtain airbags	S	S	S	S	S	S	S
Driver and front passenger Whiplash-Injury-Lessening (WIL) seats ³⁶	S	S	S	S	S	S	S
3-point seatbelts for all seating positions; driver-side Emergency Locking Retractor (ELR) and Automatic/Emergency Locking Retractor (ALR/ELR) on all passenger seatbelts	S	S	S	S	S	S	S
LATCH (Lower Anchors and Tethers for Children) includes lower anchors on outboard rear seats	S	S	S	S	S	S	S
Child-protector rear door locks and power window lockout control	S	S	S	S	S	S	S
Energy-absorbing collapsible steering column	S	S	S	S	S	S	S
Front and rear energy-absorbing crumple zones	S	S	S	S	S	S	S
Side-impact door beams	S	S	S	S	S	S	S
Tire Pressure Monitor System (TPMS) ²³ with direct pressure readout	S	S	S	S	S	S	S
Collision sensors: deactivate high-voltage battery	-	-	-	-	S	S	S
Safety Connect ^{®15} — includes Emergency Assistance, Stolen Vehicle Locator, Roadside Assistance ³⁷ and Automatic Collision Notification. Available by subscription. 3-year trial subscription.	S	S	S	S	S	S	S
Toyota Safety Sense™ P (TSS-P) ³⁸ — Pre-Collision System ³⁹ with Pedestrian Detection ⁴⁰ (PCS w/PD), Lane Departure Alert with Steering Assist (LDA w/SA), ⁴¹ Automatic High Beams (AHB) ⁴² and Full-Speed Range Dynamic Radar Cruise Control (DRCC) ²⁴	S	S	S	S	S	S	S
Blind Spot Monitor (BSM) ² with Rear Cross-Traffic Alert (RCTA) ⁴³	S	S	S	S	S	S	S
Intelligent Clearance Sonar (ICS) ⁴⁴ with Rear Cross-Traffic Braking (RCTB) ⁴⁵	-	-	P	P	-	-	P
Hill Start Assist Control (HAC) ⁴⁶	S	S	S	S	S	S	S
Anti-theft system with alarm and engine immobilizer ⁴⁷	S	S	S	S	S	S	S
ToyotaCare ⁴⁸ featuring a no cost maintenance plan with roadside assistance ³⁷	S	S	S	S	S	S	S

See numbered footnotes in Disclosures section.

S = Standard P = Package - = Not available

SPECIFICATIONS

MECHANICAL/PERFORMANCE	XLE	XSE	TOURING	LIMITED	HYBRID XLE	HYBRID XSE	HYBRID LIMITED
ENGINE							
Hybrid engine: 2.5-Liter Dynamic Force 4-Cylinder DOHC 16-Valve D-4S Dual Injection with VVT-iE, VVT-i with ECO, Normal, Sport and EV ^{25, 26} drive modes; 176 hp @ 5700 rpm; 163 lb.-ft. @ 3600-5200 rpm	-	-	-	-	S	S	S
3.5-Liter V6 DOHC 24-Valve D-4S Dual Injection with VVT-iW and VVT-i; 301 hp @ 6600 rpm; 267 lb.-ft. @ 4700 rpm	S	S	S	S	-	-	-
Compression ratio	11.8:1	11.8:1	11.8:1	11.8:1	14.0:1	14.0:1	14.0:1
EMISSION RATING							
Super Ultra Low Emission Vehicle (SULEV) ⁴⁹	-	-	-	-	S	S	S
Ultra Low Emission Vehicle II (ULEV-II)	S	S	S	S	-	-	-
ELECTRONIC MOTOR							
Power output	-	-	-	-	118 hp (88 kW)	118 hp (88 kW)	118 hp (88 kW)
Torque	-	-	-	-	149 lb.-ft. (202 N-m)	149 lb.-ft. (202 N-m)	149 lb.-ft. (202 N-m)
Voltage	-	-	-	-	650V (max sys.)	650V (max sys.)	650V (max sys.)
Hybrid system net power	-	-	-	-	215 hp	215 hp	215 hp
TRACTION BATTERY							
Sealed Nickel-Metal Hydride (Ni-MH) ⁵⁰	-	-	-	-	S	S	S
Voltage	-	-	-	-	244.8V	244.8V	244.8V
TRANSMISSION							
Direct Shift-8AT 8-speed Electronically Controlled automatic Transmission with intelligence (ECT-i) with Sequential Shiftmatic™ Mode	S	S	S	S	-	-	-
Electronically controlled Continuously Variable Transmission (ECVT) with Sequential Shiftmatic™ Mode	-	-	-	-	S	S	S
DRIVETRAIN							
Front-Wheel Drive (FWD)	S	S	S	S	S	S	S
BODY CONSTRUCTION							
Unitized body with front and rear anti-vibration sub-frames	S	S	S	S	S	S	S
SUSPENSION							
Independent MacPherson strut front suspension with stabilizer bar; multi-link rear suspension with stabilizer bar	S	-	-	S	S	-	S
Independent MacPherson strut front suspension with stabilizer bar; multi-link rear suspension with sport-tuned shock absorbers, stabilizer bar and springs	-	S	S	-	-	S	-
Adaptive Variable Suspension (AVS) system	-	-	S	-	-	-	-
STEERING							
Electric Power Steering (EPS); power-assisted rack-and-pinion	S	S	S	S	S	S	S
Turning circle diameter, curb to curb (ft.)	37.7	38.6	38.7	38.7	37.7	38.7	38.7
BRAKES							
Power-assisted, ventilated 11.65-in. front disc brakes; solid 11-in. rear disc brakes with hydraulic brake booster, Electronically Controlled Braking (ECB) system and Star Safety System™	S	S	S	S	-	-	-
Power-assisted, ventilated 11.65-in. front disc brakes; solid 11-in. rear disc brakes with hydraulic brake booster, Electronically Controlled Braking (ECB) system, integrated regenerative braking and Star Safety System™	-	-	-	-	S	S	S

SPECIFICATIONS (cont.)

DIMENSIONS	XLE	XSE	TOURING	LIMITED	HYBRID XLE	HYBRID XSE	HYBRID LIMITED
EXTERIOR DIMENSIONS (IN.)							
Overall height, unloaded	56.5	56.5	56.5	56.5	56.5	56.5	56.5
Overall width	72.8	72.8	72.8	72.8	72.8	72.8	72.8
Overall length	195.9	195.9	195.9	195.9	195.9	195.9	195.9
Wheelbase	113.0	113.0	113.0	113.0	113.0	113.0	113.0
Ground clearance	5.3	5.3	5.3	5.3	5.3	5.3	5.3
Track (front/rear)	63.0/63.6	62.6/63.4	62.6/63.4	62.6/63.4	63.0/63.6	62.3/63.6	62.3/63.6
Coefficient of drag (Cd)	0.27	0.27	0.27	0.27	0.27	0.27	0.27
INTERIOR DIMENSIONS (IN.).							
Head room	37.4/37.5	37.4/37.5	37.4/37.5	37.4/37.5	37.4/37.1	37.4/37.1	37.4/37.1
Shoulder room	58.3/57.1	58.3/57.1	58.3/57.1	58.3/57.1	58.3/57.1	58.3/57.1	58.3/57.1
Hip room	55.8/54.8	55.8/54.8	55.8/54.8	55.8/54.8	55.8/54.7	55.8/54.7	55.8/54.7
Leg room	42.1/40.3	42.1/40.3	42.1/40.3	42.1/40.3	42.1/40.4	42.1/40.4	42.1/40.4
WEIGHTS/CAPACITIES							
Curb weight (lb.)	3560	3638	3704	3660	3638	3671	3715
EPA passenger volume (cu. ft.)	104.3	102.9	102.9	102.9	103.8	102.2	102.2
Cargo volume, ⁵¹ rear seatbacks up (cu. ft.)	16.09	16.09	16.09	16.09	16.09	16.09	16.09
Fuel tank (gal.)	14.5	15.8	15.8	15.8	13.2	13.2	13.2
Seating capacity	5	5	5	5	5	5	5
TIRES							
Type: All-season	S	S	S	S	S	S	S
Spare: Temporary	S	S	S	S	S	S	S
MILEAGE ESTIMATES (mpg city/highway/combined)⁵²							
	22/32/26	22/31/25	22/31/25	22/31/25	43/44/44	43/43/43	43/43/43

CARS BUILT FOR THE WAY YOU LIVE

At Toyota, we build cars for how you live. From building advanced safety features designed to help prevent crashes to driving cross-country to understand how we can make your driving experience better, our work starts with understanding your needs. Building cars for how you live also means thinking about tomorrow — from fuel efficiency and environmental innovations, to things beyond cars, like a bicycle that you can control with your mind. And because what we learn building cars can help improve lives in other places, we do things like help communities rebuild their homes quickly after a disaster and work with soup kitchens to help them serve more people faster. Toyota. Built for how you live. Together we are going places.

DISCLOSURES

1. Toyota strives to build vehicles to match customer interest and thus they typically are built with popular options and option packages. Not all options/packages are available separately and some may not be available in all regions of the country. If you would prefer a vehicle with no or different options, contact your dealer to check for current availability or the possibility of placing a special order. 2. Do not rely exclusively on the Blind Spot Monitor. Always look over your shoulder and use your turn signal. There are limitations to the function, detection and range of the monitor. See *Owner's Manual* for additional limitations and details. 3. Power tilt/slide moonroof with sliding sunshade and Qi wireless smartphone charging available early fall 2018 on XLE and Hybrid XLE models. 4. Be sure to obey traffic regulations and maintain awareness of road and traffic conditions at all times. Apps/services vary by phone/carrier; functionality depends on many factors. Select apps use large amounts of data; you are responsible for charges. Apps and services subject to change. See toyota.com/entune for details. 5. HD Radio™ Technology manufactured under license from iBiquity Digital Corporation U.S. and Foreign Patents. HD Radio™ and the HD, HD Radio, and "Arc" logos are proprietary trademarks of iBiquity Digital Corp. 6. May not be compatible with all mobile phones, MP3/WMA players and like models. 7. iPod® and iPhone® are registered trademarks of Apple Inc. All rights reserved. 8. Advanced voice recognition capabilities vary by head unit. 9. The Bluetooth® word mark and logos are registered trademarks owned by Bluetooth SIG, Inc., and any use of such marks by Toyota is under license. A compatible Bluetooth®-enabled phone must first be paired. Phone performance depends on software, coverage and carrier. 10. Be sure to obey traffic regulations and maintain awareness of road and traffic conditions at all times. Apps/services vary by phone/carrier; functionality depends on many factors. Select apps use large amounts of data; you are responsible for charges. Apps and services subject to change. Availability and accuracy of the information provided by Scout® GPS Link is dependent upon many factors. Use common sense when relying on information provided. Services and programming subject to change. Services not available in every city or roadway. See toyota.com/entune for details. Scout® is a registered trademark of Telenav, Inc. 11. Always drive safely, obey traffic laws and focus on the road while driving. Siri® is available on select iPhone®/iPad® models and requires Internet access. Siri® is not available in all languages or all areas and features vary by area. Some Siri® functionality and commands are not accessible in the vehicle. Data charges may apply. See apple.com and phone carrier for details. Siri® is a registered trademark of Apple Inc. 12. Apple CarPlay™ is a trademark of Apple Inc. 13. SiriusXM® audio services require a subscription sold separately by Sirius XM Radio Inc. If you decide to continue service after your trial, the subscription plan you choose will automatically renew thereafter and you will be charged according to your chosen payment method at then-current rates. Fees and taxes apply. To cancel, you must call SiriusXM at 1-866-635-2349. See SiriusXM Customer Agreement for complete terms at www.siriusxm.com. All fees and programming subject to change. Not all vehicles or devices are capable of receiving all services offered by SiriusXM. Current information and features may not be available in all locations, or on all receivers. ©2018 Sirius XM Radio Inc. SiriusXM and all related marks and logos are trademarks of Sirius XM Radio Inc. 14. Trial length and service availability may vary by model, model year or trim. 15. Contact with the response center may not be available in all areas. Service Agreement required. A variety of subscription terms available; charges will vary. See toyota.com for details. 16. Information provided is based on the last time data was collected from the vehicle and may not be up to date. System functionality depends on vehicle connectivity. 17. Use only if aware of circumstances surrounding vehicle and it is legal and safe to do so (e.g., do not remotely start engine if vehicle is in an enclosed space). Functionality depends on many factors, such as vehicle and smartphone connectivity. Registration and app download are required. Subscription purchase required after trial. See usage precautions and service limitations in *Owner's Manual*. 18. Verizon Wireless is the network provider for Wi-Fi Connect, which uses Verizon's 4G LTE network to transmit data. Data usage applies. Coverage not available everywhere; see vzw.com. See verizonwireless.com/bestnetwork for details. LTE is a trademark of ETSI. Other terms apply. Up to 5 devices can be supported using in-vehicle connectivity. Verizon Wireless data subscription required upon end of 6-month trial period or use of 2 GB data (whichever comes first). Use of Wi-Fi Connect subject to Verizon Wireless' Customer Agreement (verizonwireless.com/legal/notices/customer-agreement/), Privacy Policy (verizon.com/about/privacy/privacy-policy-summary), and data use policies (verizonwireless.com/support/vz-email-legal/). 19. Availability and accuracy of the information provided by the Dynamic Navigation system is dependent upon many factors. Use common sense when relying on information provided. Services and programming subject to change. Services not available in every city or roadway. See *Owner's Manual* for details. 20. JBL® and Clari-Fi™ are registered trademarks of Harman International Industries, Incorporated. 21. Qi wireless charging may not be compatible with all mobile phones, MP3/WMA players and like models. When using the wireless charging system, avoid placing metal objects between the wireless charger and the mobile device when charging is active. Doing so may cause metal objects to become hot and could cause burns. 22. The backup camera does not provide a comprehensive view of the rear area of the vehicle. You should also look around outside your vehicle and use your mirrors to confirm rearward clearance. Environmental conditions may limit effectiveness and view may become obscured. See *Owner's Manual* for additional limitations and details. 23. The Tire Pressure Monitor System alerts the driver when tire pressure is critically low. For optimal tire wear and performance, tire pressure should be checked regularly with a gauge; do not rely solely on the monitor system. See *Owner's Manual* for details. 24. Full-Speed Range Dynamic Radar Cruise Control is designed to assist the driver and is not a substitute for safe and attentive driving practices. System effectiveness is dependent on road, weather and traffic conditions. See *Owner's Manual* for additional limitations and details. 25. CAUTION! When driving a hybrid vehicle, pay special attention to the area around the vehicle. Because there is little vehicle noise in EV Mode, pedestrians, people riding bicycles or other people and vehicles in the area may not be aware of the vehicle starting off or approaching them, so take extra care while driving. EV Mode works under certain conditions at low speeds. See *Owner's Manual* for details. 26. EV Mode works under certain conditions at low speeds up to one half mile. See *Owner's Manual* for details. 27. The Bird's-Eye-View Camera does not provide a comprehensive view of the area surrounding the vehicle. You should also look around outside your vehicle and use your mirrors to confirm surrounding clearance. Environmental conditions may limit effectiveness and view may become obscured. See *Owner's Manual* for additional limitations and details. 28. The Smart Key System may interfere with some pacemakers or cardiac defibrillators. If you have one of these medical devices, please talk to your doctor to see if you should deactivate this system. 29. HomeLink® and the HomeLink® house icon are registered trademarks of Gentex Corporation. 30. When the system is on, Automatic Electric Parking Brake is designed to automatically engage the Electric Parking Brake under limited conditions. It may not hold the vehicle under all conditions and does not function when the vehicle is in Reverse. Automatic Electric Parking Brake is not a substitute for manual use of the Electric Parking Brake. See *Owner's Manual* for additional limitations and details. 31. When the system is on, Brake Hold is designed to keep the brakes engaged after the driver brings the vehicle to a complete stop. It may not hold the vehicle under certain conditions and does not function when the vehicle is in Reverse. Brake Hold is not a substitute for safe and attentive driving. See *Owner's Manual* for additional limitations and details. 32. Vehicle Stability Control is an electronic system designed to help the driver maintain vehicle control under adverse conditions. It is not a substitute for safe and attentive driving practices. Factors including speed, road conditions, weather and driver steering input can all affect whether VSC will be effective in preventing a loss of control. See *Owner's Manual* for additional limitations and details. 33. Brake Assist is designed to help the driver take full advantage of the benefits of ABS. It is not a substitute for safe driving practices. Braking effectiveness also depends on proper vehicle maintenance, and tire and road conditions. See *Owner's Manual* for additional limitations and details. 34. Smart Stop Technology® operates only in the event of certain contemporaneous brake and accelerator pedal applications. When engaged, the system will reduce power to help the brakes bring the vehicle to a stop. Factors including speed, road conditions and driver input can all impact stopping distance. Smart Stop Technology® is not a substitute for safe and attentive driving and does not guarantee instant stopping. See *Owner's Manual* for details. 35. All the airbag systems are Supplemental Restraint Systems. All airbags (if installed) are designed to inflate only under certain conditions and in certain types of severe collisions. To decrease the risk of injury from an inflating airbag, always wear seatbelts and sit upright in the middle of the seat as far back as possible. Do not put objects in front of an airbag or around the seatback. Do not use a rearward-facing child seat in any front passenger seat. See *Owner's Manual* for additional limitations and details. 36. Whiplash-Injury-Lessening front seats can help reduce the severity of whiplash injury in certain rear-end collisions. 37. Roadside Assistance coverage is 2 years unlimited mileage. See Toyota Dealer for details and exclusions. Valid only in the Continental U.S. and Alaska. 38. Drivers are responsible for their own safe driving. Always pay attention to your surroundings and drive safely. System effectiveness is dependent on many factors including road, weather and vehicle conditions. See *Owner's Manual* for additional limitations and details. 39. The TSS Pre-Collision System is designed to help avoid or reduce the crash speed and damage in certain frontal collisions only. It is not a substitute for safe and attentive driving. System effectiveness is dependent on many factors including road, weather and vehicle conditions. See *Owner's Manual* for additional limitations and details. 40. The Pedestrian Detection system is designed to detect a pedestrian ahead of the vehicle, determine if impact is imminent and help reduce impact speed. It is not a substitute for safe and attentive driving. System effectiveness depends on many factors, such as speed, size and position of pedestrians, and weather, light and road conditions. See *Owner's Manual* for additional limitations and details. 41. Lane Departure Alert with Steering Assist is designed to read visible lane markers under certain conditions. It provides a visual and audible alert, and slight steering force when lane departure is detected. It is not a collision-avoidance system or a substitute for safe and attentive driving. Effectiveness is dependent on many factors including road, weather and vehicle conditions. See *Owner's Manual* for additional limitations and details. 42. Automatic High Beams operate at speeds above 25 mph. Factors such as a dirty windshield, weather, lighting and terrain limit effectiveness, requiring the driver to manually operate the high beams. See *Owner's Manual* for additional limitations and details. 43. Do not rely exclusively on the Rear Cross-Traffic Alert system. Always look over your shoulder and use your mirrors to confirm rear clearance. There are limitations to the function, detection and range of the system. See *Owner's Manual* for additional limitations and details. 44. Intelligent Clearance Sonar (ICS) is designed to assist drivers in avoiding potential collisions at speeds of 9 mph or less. Certain vehicle and environmental factors, including an object's shape and composition, may affect the ability of the ICS to detect it. Always look around outside the vehicle and use mirrors to confirm clearance. See *Owner's Manual* for additional limitations and details. 45. Do not rely exclusively on the Rear Cross-Traffic Braking system. Always look over your shoulder and use your mirrors to confirm rear clearance. The system cannot prevent all collisions, and performance is dependent on road, weather and vehicle conditions. See *Owner's Manual* for additional limitations and details. 46. Hill Start Assist Control is designed to help minimize backward rolling on steep ascents. It is not a substitute for safe driving judgment and practices. Factors including speed, grade, surface conditions and driver input can all affect whether HAC will be effective in preventing a loss of control. See *Owner's Manual* for additional limitations and details. 47. The engine immobilizer is a state-of-the-art anti-theft system. When you insert your key into the ignition switch or bring a Smart Key fob into the vehicle, the key transmits an electronic code to the vehicle. The engine will only start if the code in the transponder chip inside the key/fob matches the code in the vehicle's immobilizer. Because the transponder chip is embedded in the key/fob, it can be costly to replace. If you lose a key or fob, your Toyota dealer can help. Alternatively, you can find a qualified independent locksmith to perform high-security key services by consulting your local Yellow Pages or by contacting www.aloa.org. 48. ToyotaCare plan covers normal factory scheduled service for 2 years or 25K miles, whichever comes first. See Toyota dealer for details and exclusions. Valid only in the continental U.S. and Alaska. 49. Meets Tier 2/Bin 3 Federal emissions standard. 50. Hybrid vehicle battery expected life is 150,000 miles based on laboratory bench testing. 51. Cargo and load capacity limited by weight and distribution. 52. 2019 preliminary mpg estimates determined by Toyota. EPA estimates not available at time of posting. Actual mileage will vary. 53. Extra-cold color. 54. Amazon, Alexa, and all related logos and marks are trademarks of Amazon.com, Inc. or its affiliates. Not all Amazon Alexa skills are available for in-vehicle use. 55. Apple and the Apple logo are trademarks of Apple Inc., registered in the U.S. and other countries. App Store is a service mark of Apple Inc. 56. JBL® is a registered trademark of Harman International Industries, Incorporated. 57. 2019 Toyota Avalon Hybrid XLE preliminary 43 city/44 highway/44 combined mpg estimates determined by Toyota. EPA estimates not available at time of posting. Actual mileage will vary. 58. 2019 Toyota Avalon XLE preliminary 22 city/32 highway/26 combined mpg estimates determined by Toyota. EPA estimates not available at time of posting. Actual mileage will vary. 59. This floor mat was designed specifically for use in your model and model year vehicle and SHOULD NOT be used in any other vehicle. To avoid potential interference with pedal operation, each mat must be secured with its fasteners. Do not install a floor mat on top of an existing floor mat. 60. The Toyota Genuine Accessory Warranty will only apply when the installation is performed by a trained Toyota-approved installer. Please see dealer for details. 61. The universal tablet holder is intended for passengers only. Drivers should always be sure to obey traffic regulations and maintain awareness of the road and traffic conditions at all times. Use of aftermarket accessories may pose an increased risk of injury to occupants in the event of an accident. Tablet sold separately. 62. Availability and accuracy of the information provided is dependent upon many factors. Use common sense when relying on this information. Services and programming subject to change. Service not available in every city or roadway. See *Owner's Manual* for details. 63. Not all smartwatches are compatible with Remote Connect: Samsung Gear, Fitbit, Garmin are not compatible. 64. Remote start/stop not available on manual transmission-equipped vehicles.

Toyota strives to build vehicles to match customer interest and thus they typically are built with popular options and option packages. Not all options/packages are available separately and some may not be available in all regions of the country. See toyota.com for information about options/packages commonly available in your area. If you would prefer a vehicle without any or with different options, contact your dealer to check for current availability or the possibility of placing a special order.

Some vehicles are shown with available equipment. Seatbelts should be worn at all times. For details on vehicle specifications, standard features and available equipment in your area, contact your Toyota dealer. A vehicle with particular equipment may not be available at the dealership. Ask your Toyota dealer to help locate a specifically equipped vehicle.

All information presented herein is based on data available at the time of posting, is subject to change without notice and pertains specifically to mainland U.S.A. vehicles only. Prototypes shown. Actual production vehicles will vary.